

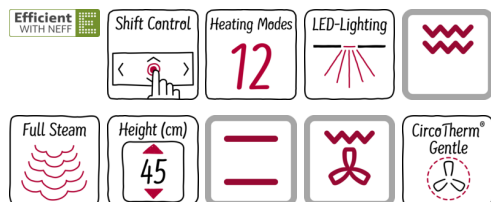
N 90
C17FS32N0B
COMPACT STEAM OVEN



COOKING PASSION SINCE 1877



A⁺



Compact built-in oven with FullSteam® - combining all heating types and steam cooking in a single oven in a very small space

- ✓ The new FullSteam® oven combines CircoTherm® oven and steam cooker in a single unit.
- ✓ Shift Control - fast navigation through menus and simple operation with the generous TFT display.
- ✓ EcoClean - the self-cleaning catalytic coating on the inside top and sides of the oven makes oven cleaning easier.
- ✓ BottomClean - the special cleaning programme for the oven floor.
- ✓ Modern LED lighting for bright, even illumination
- ✓ Hinged door with cushioned opening and closing.

Features

Technical Data

Color / Material Front : Stainless steel
Construction type : Built-in
Door opening : Drop down
Required niche size for installation (HxWxD) : 450-455 x 560-568 x 550
Dimensions of the product (mm) : 455 x 596 x 548
Dimensions of the packed product (HxWxD) (mm) : 540 x 660 x 690
Control Panel Material : Stainless steel
Door Material : Glass
Net weight (kg) : 34.905
Approval certificates : CE, VDE
Length of electrical supply cord (cm) : 150
EAN code : 4242004182139
Current (A) : 16
Voltage (V) : 220-240
Frequency (Hz) : 50; 60
Plug type : no plug
Approval certificates : CE, VDE
Number of cavities (2010/30/EC) : 1
Usable volume (of cavity) - NEW (2010/30/EC) : 47
Energy efficiency class (2010/30/EC) : A+
Energy consumption per cycle conventional (2010/30/EC) : 0.73
Energy consumption per cycle forced air convection (2010/30/EC) : 0.61
Energy efficiency index (2010/30/EC) : 81.3

Optional accessories

Z11SZ60X0 SeamlessCombination 45 + 14cm
Z11SZ90X0 SeamlessCombination 60 + 45cm
Z1665X0 porcelain tray-GN1/3- unpunched
Z1685X0 porcelain tray-GN2/3- unpunched
Z18F45X0 Cookbook



N 90
C17FS32N0B
COMPACT STEAM OVEN

Features

Design

- 4.1" TFT colour and graphics display with ShiftControl
- Illuminated Shift Control
- electronic clock
- Drop down door, SoftClose, soft opening
- Bar handle
- Cavity inner surface: Enamel anthracite

Features

- Control panel lock
Automatic safety switch off
Residual heat indicator
Start button
Door contact switch
- Temperature proposal
Actual temperature display
Heating up indicator
Sabbath setting
- automatic programmes: 30
- Baking and roasting assistant, Automatic programmes
- LED light
- On/off button
- 3 shelf positions
- Cooling fan

Cleaning

- EcoClean Direct : ceiling, side liners, back panel
- EcoClean programme, Base Clean programme
- Full glass inner door

Programmes/functions

- Compact steam oven with 12 heating methods: CircoTherm®, CircoTherm® Gentle, Top/bottom heat, Conventional heat Gentle, Hot air grilling, Full surface grill, Centre surface grill, CircoTherm® intensive , Bread baking, Bottom heat, Low temperature cooking, Keep warm
- Steaming 40 °C to 100 °C, 40 °C to 200 °C, 40 °C to 200 °C, Reheat, Dough proving, Defrost
- Additional heating methods with steam: Steaming, Reheat, Dough proving, Defrost
- Additional functions:
De-scaling programme
Drying function
Automatic boiling point detection

Standard accessories

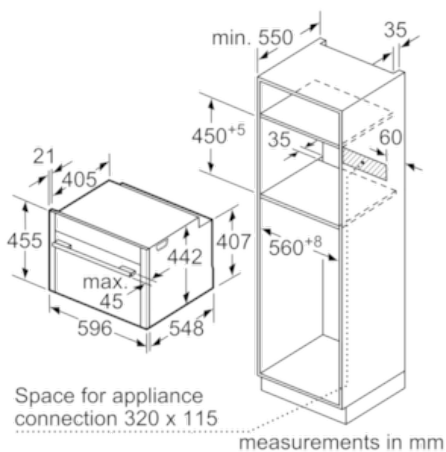
- 1 x steam container, punched, size S, 1 x steam container, punched, size XL, 1 x steam container, unpunched, size S, 1 x grid, 1 x universal pan

Technical information

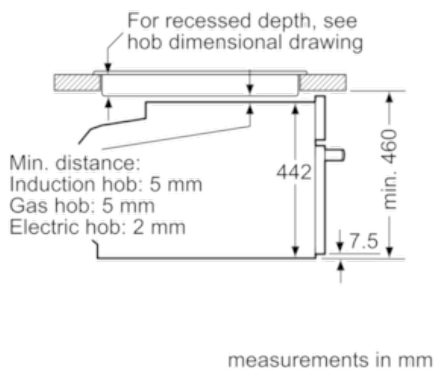
- Energy efficiency rating (acc. EU Nr. 65/2014): A+
Energy consumption per cycle in conventional mode: 81.3
Energy consumption per cycle in fan-forced convection mode: 0.61 kwh
Number of cavities: 1
Cavity volume: 47 litre
- 1 l Water tank capacity
- Water tank empty indicator
- Location of the steam generator is outside of the cavity
- Length of mains cable: 150 cm
- Total connected load electric: 3.3 KW
- Nominal voltage: 220 - 240 V
- Appliance dimension (hxwxd): 455 mm x 596 mm x 548 mm
- Niche dimension (hxwxd): 450 mm - 455 mm x 560 mm - 568 mm x 550 mm
- Please refer to the dimensions provided in the installation manual

COMPACT STEAM OVEN

Dimensioned drawings



Installation with a hob.



If the compact appliance will be installed underneath a hob, the following worktop thicknesses (including substructure if necessary) must be taken into account.

Hob type	min. worktop thickness	
	fitted	flush
Induction hob	42 mm	43 mm
Full surface Induction hob	52 mm	53 mm
Gas hob	32 mm	43 mm
Electric hob	32 mm	35 mm