

iQ700, Built-in fully automatic coffee machine CT636LES6



Included accessories

1 x assembly screws, 1 x scoop, 1 x test strip, 1 x milk container (insulated),
1 x connection hose for milk frother, 1 x milk pipe

Built-in coffee center with Home Connect for perfect coffee indulgence with highest comfort.

- ✓ Different coffees require the espresso shot to be heated at a different temperature to achieve the perfect result. sensoFlow does this automatically, providing delicious beverages again and again.
- ✓ For coffee that is extra-large or extra-strong aromaDouble shot supplies an extra boost when it is needed the most and because the second shot uses a new set of beans, there is no compromise on flavour.
- ✓ coffeeSensor System: The intelligent grinder adapts to each bean variety and always grinds the perfect quantity
- ✓ Home Connect: Access and control your coffee maker, no matter where you are - with the easy-to-use Home Connect App
- ✓ steam blast: A fully-automatic steam cleaning after every beverage takes complete care of the daily cleaning of the milk system

Features

Technical Data

Frothing nozzle : No
 Water protection system : No
 Portion sizes : All cups
 Dimensions of the product (mm) : 455 x 594 x 385
 Dimensions of the packed product (HxWxD) (mm) : 540 x 478 x 670
 Required niche size for installation (HxWxD) : 449 x 558 x 356
 EAN code : 4242003703595
 Electrical connection rating (W) : 1600
 Current (A) : 10
 Voltage (V) : 220-240
 Frequency (Hz) : 50/60
 Plug type : GARDY plug w/ earthing



iQ700, Built-in fully automatic coffee machine

CT636LES6

Features

Flavour

- "sensoFlow system" - Innovative heating system
- One-touch function for personalised milk mix beverage, white coffee, Cappuccino, Espresso Macchiato, Latte Macchiato
- aromaDouble Shot - Extra strong coffee without compromise in aroma
- Beverage temperature adjustable individually: Coffee: 3 grades, Hot water: 4 grades
-
-

Convenience

- TFT display with interactive menu
- 8 personalised beverages Save 8 favourite beverages with individual names and adjustable mixing ratio of milk and espresso
-
-
- Cappuccino: Prepare two cups simultaneously for all coffee varieties
- Removable 2.4 litre water tank
- Early warning when bean container or water tank are close to empty

Performance

- "silent ceram drive" - Premium ceramic grinding unit
- coffeeSensor System: The grinding unit automatically adjusts to bean variety
- One-touch coffee milk specialties with especially fine-pored milk froth thanks to an innovative milk frother
- In addition to beverages also available separately: milk foam, warm milk, hot water
- Reduced heat up time: fastest first cup
- Water pump with 19 bar pressure
- Separate container for pre-ground coffee
-
-

Home Connect

- Discover the new way of controlling home appliances: by app. The Home Connect app allows you to access the appliance from anywhere - at home using WiFi, when away from home using the mobile phone network.
- Remote start: Select and configure beverages in the app, then remotely start the beverage preparation
- coffeeWorld: 17 additional international coffee specialties are available in the app - from Australian Flat White to Vienna Melange to Colombian Cortado
- Coffee recipes: The app offers a variety of recipes involving coffee, which can be transferred to the appliance or a Home Connect capable oven - from Espresso Crème brûlée to saddle of venison with coffee crunches
- Coffee know-how: The app includes interesting knowledge around the topic coffee, e.g. bean varieties, harvesting methods or roasting techniques
- User manual: A digital user manual is ready to hand at all times in the app

- Customer service: In case of technical problems, the Siemens customer service is able to access the appliance virtually - if you want so
- Security: Security is of top priority at Home Connect. The Home Connect app has been tested and certified by TÜV IT. And the encrypted data transfer via Home Connect protocol protects against unauthorised access.

Hygiene

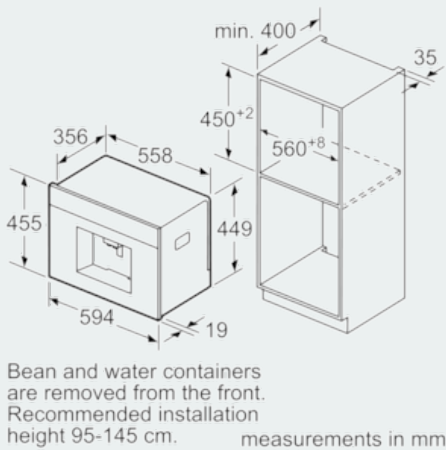
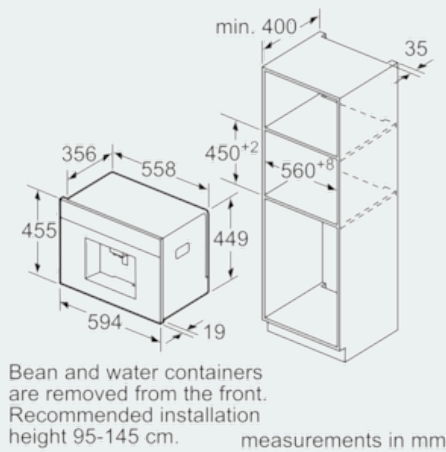
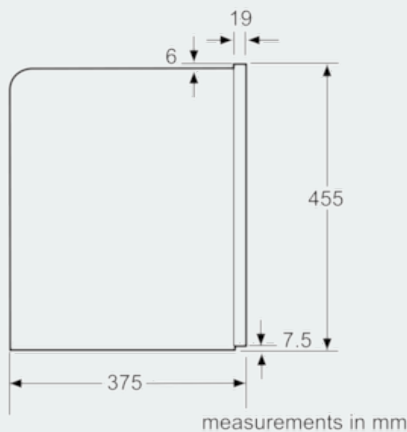
- Removable brewing unit: Easy and hygienic cleaning under running water
- steam blast: Fully-automatic steam cleaning of the milk system after every beverage
- All milk nozzle parts are easily removable, separable, easy to clean and dishwasher proof
- Single portion cleaning: Complete emptying of all pipes after each brewing process
- Automatic quick rinse programme when switched on or off
- Removable drip tray including container for coffee grounds
- Fully automatic descaling & cleaning programme
- Display of remaining cups before Decalcification, Cleaning, Change of water filter
- Containers for water, milk and coffee beans are easily accessible but hidden behind a door, so the kitchen always looks clean
- Bean container with aroma preserving lid for up to 500grams
- Illumination for keys, yes
- Adjustable grind settings (multilevel)
- Different display languages available
- Child lock: prevents unintended use of machine
- Wattage: 1600 W

Accessories

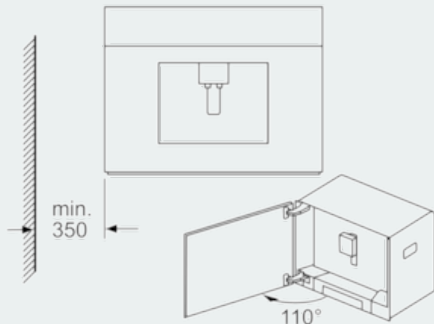
- Separate milk container with thermally insulated aluminium housing (0.7 l volume)
- Included accessories: 1 x assembly screws, 1 x scoop, 1 x test strip, 1 x milk container (insulated), 1 x connection hose for milk frother, 1 x milk pipe
- Separately available accessories: cleaning tablets (TZ80001), descaling tablets (TZ80002), BRITA Intenza water filter (TZ70003), care set for fully-automatic espresso makers (TZ80004), insulated milk container (TZ80009N)

iQ700, Built-in fully automatic coffee machine
CT636LES6

Dimensioned drawings



left corner installation



If using the 92° hinge limiter (spare part no. 00636455), the minimum distance to the wall is only 100 mm.

