

Serie | 4, Washing machine, front loader, 8 kg, 1400 rpm  
WAN28281GB



#### Optional accessories

WMZ2200 : Floor securing component  
WMZ2381 : Extension for cold water inlet /Aquastop

### Automatic washing machine with EcoSilence Drive™: quiet operation and durability that you can rely on.

- **EcoSilence Drive™:** extremely energy-efficient and quiet in operation with a 10-year warranty.
- **SpeedPerfect:** perfectly clean in up to 65% less time.
- Easy-to-use LED display with touch control and many additional functions like start delay and remaining time.
- **Night-Wash:** freely selectable program for extremely quiet washing.
- **AntiVibration™ Design:** extremely stable and especially quiet thanks to special vibration protection.

#### Technical Data

Construction type :	Free-standing
Height of removable worktop (mm) :	850
Dimensions of the product (mm) :	848 x 598 x 550
Net weight (kg) :	68.148
Connection rating (W) :	2300
Current (A) :	10
Voltage (V) :	220-240
Frequency (Hz) :	50
Approval certificates :	CE, VDE
Length of electrical supply cord (cm) :	210
Washing performance class :	A
Door hinge :	Left
Wheels :	No
EAN code :	4242005221776
Capacity cotton (kg) - NEW (2010/30/EC) :	8.0
Energy efficiency rating :	A+++
Energy consumption annual (kWh/annum) - NEW (2010/30/EC) :	175.00
:	0.12
:	0.50
Water consumption annual (l/annum) - NEW (2010/30/EC) :	9900
Spin drying performance class :	B
Maximum spin speed (rpm) - NEW (2010/30/EC) :	1376
Average washing time cotton 40C (partial load) - NEW (2010/30/EC) :	180
Average washing time cotton 60C (full load) (min) - NEW (2010/30/EC) :	225
Average washing time cotton 60C (partial load) - NEW (2010/30/EC) :	210
Noise level washing (dB(A) re 1 pW) :	52
Noise level spinning (dB(A) re 1 pW) :	74
Installation type :	Free-standing



4 242005 221776

## Serie | 4, Washing machine, front loader, 8 kg, 1400 rpm WAN28281GB

**Automatic washing machine with EcoSilence Drive™: quiet operation and durability that you can rely on.**

### Performance

- Energy Efficiency Class:A+++
- Capacity:8 kg
- Maximum spin speed:1400 rpm\*\*
- Bspin class
- -10%more economical (175kWh/year) than the standard value (196 kWh/year)
- Energy consumption :Weighted p.a. E-Consump. EU: 175 kWhkWh per year, based on 220 standard washing cycles
- Energy consumption: standard 60 °C cotton programme0.92 kWhfull load and0.73 kWhpartial load and 40 °C cotton programme0.63 kWhpartial load
- Weighted power consumption off-mode / left-on mode:0.12 W/0.5 W
- Water consumption9900litres per year, based on 220 standard washing cycles
- Cottons 60 Eco and Cottons 40 Eco are the standard washing programmes to which the information in the label relates. These programmes are suitable to clean normally soiled cotton laundry and are the most efficient programmes in terms of combined energy and water consumption.
- Programme time:60 °C cotton programme225 minat full load210 minat partial load and 40 °C cotton programme180 minpartial load
- Drum volume: 55 litres
- Noise level washing :52dB (A) re 1pW: Noise level spinning:74dB (A) re 1 pW

### Programmes/functions

- Touch control buttons:Prewash,Rinse Plus,Ready in, Temperature selection,SpeedPerfect,start/pause with reload function,Spin speed reduction
- Standard programmes: cottons, easy care, delicates, wool hand wash
- Special programmes:Rinse,Dark Wash,Shirts,Sportswear,Mixed Load,Allergy +,Super Quick 15/30,Quiet Wash,Wool/Handwash,Delicate/Silk programme
- Safeguard monitoring system adjusts load distribution and programme settings to protect clothes
- Automatic load detection for precise detection of loaded laundry to adjust automatically the amount of water is needed in every wash.

### Key features

- Fully electronic control dial for all wash and special programmes
- SpeedPerfect: perfectly clean in up to 65% less time.
- Reload function: Be flexible in adding laundry items even after start of the wash cycle.
- EcoSilence drive with 10 year warranty
- ActiveWater: water management system
- AntiVibration Design - for more stability and quietness

### Additional features

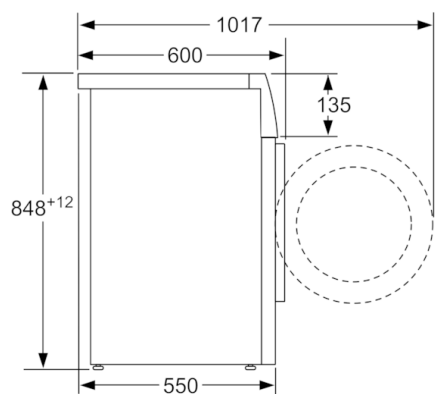
- Large display for programme progress indication, spin speed, remaining time,24 hour end time delay and load recommendation.
- Multiple Water Protection
- Foam detection system
- Divider for Liquid Detergent
- Child lock
- Buzzer to indicate the end of cycle

### Technical Information

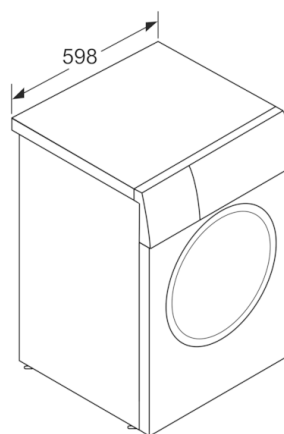
- Slide-under installation
- Large silver-white door with 180° opening and 32cm porthole opening
- Dimensions (H x W):84.8 cmx59.8 cm
- Appliance depth:55.0 cm
- Appliance depth incl. door:60.0 cm
- Appliance depth with open door:101.7 cm

**\*\* Values are rounded.**

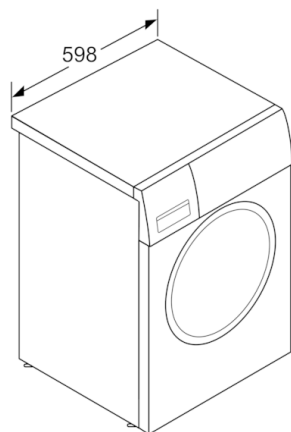
**Serie | 4, Washing machine, front loader, 8  
kg, 1400 rpm  
WAN28281GB**



measurements in mm



measurements in mm



measurements in mm