

## iQ700, Built-in oven with added steam and microwave function, Stainless steel HN678GES6B



The oven with a built-in microwave, pulseSteam function and sensors for perfect combination cooking

- ✓ Home Connect: Allows access and control your oven, no matter where you are - with the easy-to-use Home Connect App
- ✓ Microwave and pulseSteam functions: for a maximum of options.
- ✓ TFT Touchdisplay Plus: clear text display and intuitive operation.
- ✓ roastingSensor Plus and bakingSensor: detect the exact moment when your food is done.
- ✓ cookControl Plus: guaranteed success for numerous dishes.
- ✓ activeClean: the automatic system for effortless cleaning.
- ✓ fast preheat: reach the required baking temperature sooner;
- ✓ coolStart: no need to preheat the oven for deep frozen food.

### Features

#### Technical Data

Type of micro-wave oven : MW-Combi  
 Type of control : Electronic  
 Color / Material Front : Stainless steel  
 Dimensions of the product (mm) : 595 x 594 x 548  
 Cavity dimensions (mm) : 357.0 x 480 x 392.0  
 Length of electrical supply cord (cm) : 120  
 Net weight (kg) : 49.317  
 Gross weight (kg) : 51.7  
 EAN code : 4242003794869  
 Maximum micro-wave power (W) : 800  
 Connection rating (W) : 3600  
 Current (A) : 16  
 Voltage (V) : 220-240  
 Frequency (Hz) : 50; 60  
 Plug type : no plug

#### Included accessories

1 x combination grid  
 1 x universal pan

#### Optional accessories

HZ915003 Glass roasting dish, 5,4 L  
 HZ66X650 Cover Strip  
 HZ636000 Glass pan  
 HZ634080 Baking and roasting grid (microwave)  
 HZ631070 Baking tray, anthracite enamelled  
 HZ625071 Grill tray, anthracite enamelled  
 HZ531010 Baking tray, non-stick ceramic coated  
 HZ327000 Baking stone



4 242003 794869

## iQ700, Built-in oven with added steam and microwave function, Stainless steel

### HN678GES6B

#### Features

##### Design

- 5.7" TFT touchDisplay Plus
- Full colour display
- Stainless steel control dial
- Cavity inner surface: Enamel anthracite
- softMove: gentle opening and closing of the oven door.
- Drop down oven door, softClose, softOpen
- Bar handle

##### Features

- Microwave inverter technology
- Intelligent microwave inverter technology: For optimised results maximum output power will be regulated to 600 W when used in longer operation for gentler cooking.
- Digital temperature display with proposal
- Actual temperature display
- Heating-up indicator
- Sabbath setting
- Electronic door lock
- Control panel lock
- Automatic safety switch off
- Residual heat indicator
- Start button
- Door contact switch
- WLAN - Home connect enabled
- cookControl Plus
- bakingSensor
- roastingSensor Plus
- Electronic oven clock timer
- Main on/off switch
- Multilevel LED Illumination, LED light
- Light on/off when door opened/closed
- 3 interior lights, Multilevel LED Illumination, LED light
- Smooth enamelled oven interior, Removable wire shelf support rails
- 5 shelf positions in oven
- Tank empty indicator
- Integral cooling fan

##### Cleaning

- activeClean
- Microwave top door

##### Programmes/functions

- 15 heating methods: 4D hot air, hotairGentle, conventional top & bottom heating, Conventional heat Gentle, hot air grilling, full width grill, half width grill, Pizza setting, coolStart, bottom heat, intensive conventional heat, low temperature cooking, keep warm, dehydrate, plate warming
- Additional heating methods with steam: reheating, Dough proving
- Additional heating methods with microwave: Microwave, Combi microwave variable
- Max. Power: 800 W; 5 Microwave power settings (90 W, 180 W, 360 W, 600 W, 800 W)
- Microwave may be used separately or in combination
- Additional functions:
  - Descaling programme
  - Drying function

- Fast preheat

##### Standard accessories

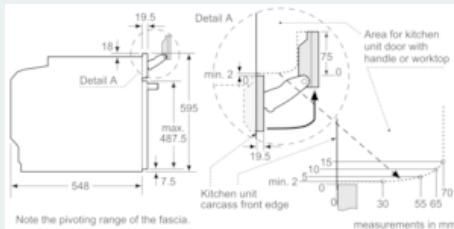
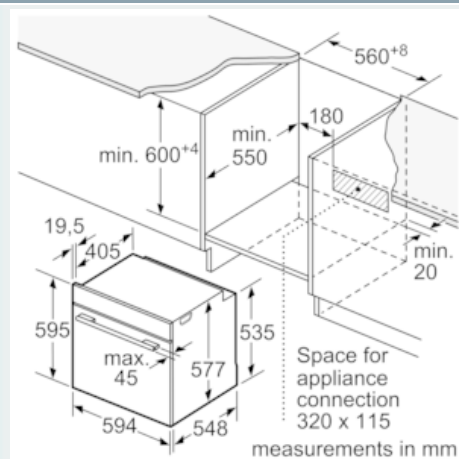
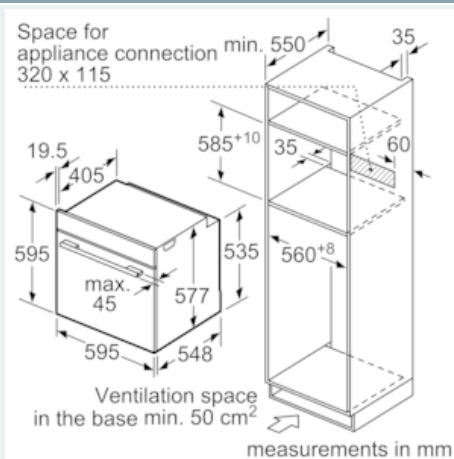
- 1 x combination grid, 1 x universal pan

##### Technical information

- Cavity volume: 67 litres
- Microwave inverter technology
- 1 l Water tank capacity:
- Temperature range 30 °C - 275 °C
- Location of the steam generator is outside of the cavity
- Total connected load electric: 3.6 KW
- Length of mains cable: 120 cm
- Nominal voltage: 220 - 240 V
- Min. fuse protection: 16 A
- Appliance dimension (hxwx): 595 mm x 594 mm x 548 mm
- Niche dimension (hxwx): 585 mm - 595 mm x 560 mm - 568 mm x 550 mm
- Please refer to the dimensions provided in the installation manual

iQ700, Built-in oven with added steam  
and microwave function, Stainless  
steel  
HN678GES6B

Dimensioned drawings



If the appliance will be installed underneath  
a hob, the following worktop thicknesses  
(including substructure if necessary)  
must be taken into account.

Hob type	min. worktop thickness	
	fitted	flush
Induction hob	37 mm	38 mm
Full surface Induction hob	47 mm	48 mm
Gas hob	30 mm	38 mm
Electric hob	27 mm	30 mm