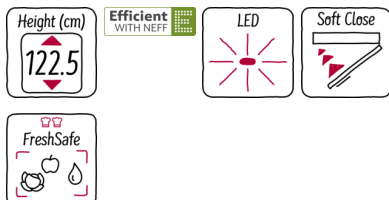


N 70
BUILT-IN FRIDGE
KI1413D30G
FIXED HINGE SOFTCLOSE DOOR - DAMPENS DOOR
MOVEMENT, FOR SMOOTH AND EFFORTLESS CLOSURE



A++



COOKING PASSION SINCE 1877

This built-in refrigerator keeps fruit and vegetables fresh twice as long.

- ✓ FreshSafe 2: High humidity and a temperature of +4°C mean that nutrients are retained.
- ✓ FreshSense: Constant temperatures in the refrigerator and freezer compartments. Temperature fluctuations are detected and compensated.
- ✓ Softclose: When it reaches an angle of 20° the door softly closes itself.
- ✓ A++: Appliance with very low energy consumption.
- ✓ LED Lighting: Bright light in the entire fridge with long-life LEDs.

Features

Technical Data

Construction type : Built-in
Door panel options : Possible but accessory
Height (mm) : 1221
Width of the product (mm) : 558
Depth of the product : 545
Required niche size for installation (HxWxD) : 1225.0 x 560 x 550
Net weight (kg) : 49.185
Connection rating (W) : 90
Current (A) : 10
Door hinge : Right reversible
Voltage (V) : 220-240
Frequency (Hz) : 50
Approval certificates : CE, VDE
Length of electrical supply cord (cm) : 230
Number of compressors : 1
Number of independent cooling systems : 1
Interior ventilator : No
Reversible Door Hinge : Yes
Number of Adjustable Shelves in fridge compartment (Stck) : 5
Shelves for Bottles : No
EAN code : 4242004196273
Brand : Neff
Product name / Commercial code : KI1413D30G
Product category : Refrigerator
Energy efficiency class (2010/30/EC) : A++
Energy consumption annual (kWh/annum) - NEW (2010/30/EC) : 105.00
Refrigerator Net capacity (l) - NEW (2010/30/EC) : 211
Freezer Net capacity (l) - NEW (2010/30/EC) : 0
Frost free system : No
Freezing capacity (kg/24h) - NEW (2010/30/EC) : 0
Noise level (dB(A) re 1 pW) : 33
Climate class : SN-T
Installation type : Full-integrated



4 242004 196273

N 70
BUILT-IN FRIDGE
KI1413D30G
FIXED HINGE SOFTCLOSE DOOR - DAMPENS
DOOR MOVEMENT, FOR SMOOTH AND
EFFORTLESS CLOSURE

Features

Performance and Consumption

- Energy Efficiency Class: A++ at a range of energy efficiency classes from A+++ to D.

Performance and Consumption

- Total net capacity: 211 litres
- Noise level dB(A) re 1 pW: 33

Design features

- Fixed hinge
SoftClose door - dampens door movement, for smooth and effortless closure
- LED Electronic control
- Right hinged door, reversible

Food freshness system

- FreshSense - constant temperature by intelligent sensor technology - Constant temperature control by intelligent sensor technology
- Single cooling circuit

Key features - Fridge section

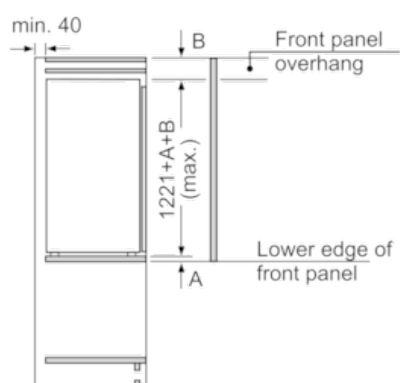
- 1 FreshSafe 2 drawer; High humidity retains nutrients up to twice as long
- LED Electronic control
- Bright interior LED fridge light
- FreshSense - constant temperature by intelligent sensor technology - Constant temperature control by intelligent sensor technology
- SuperCool function with automatic deactivation
- Acoustic door open warning indicator
- 6 safety glass shelves (5 height adjustable), of which Non-adjustable bottom shelf, Easy Access shelf, Standard shelf
- 4 door trays, including 1x dairy compartment
- Interior design with metal applications
- 1 FreshSafe 2 drawer; High humidity retains nutrients up to twice as long
- Right hinged door, reversible
- 2 x egg tray
- Acoustic door open warning indicator

Dimension and installation

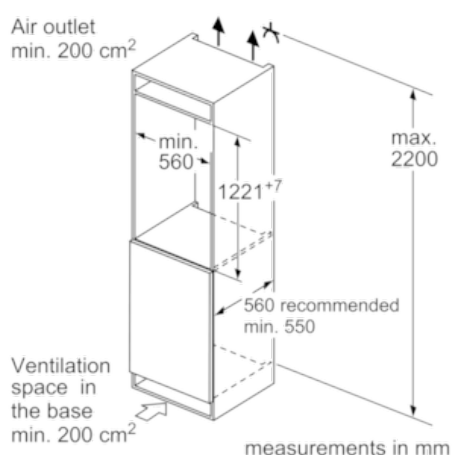
- Easy Installation
- Connection value 90 W
- Dimensions: 122.1 cm H x 55.8 cm W x 54.5 cm D
- Niche Dimensions: 122.5 cm H x 56 cm W x 55 cm D
- Climate class SN-T (suitable for ambient temperatures between 10 to 43°C)
- Based on the results of the standard 24-hour test. Actual consumption depends on usage/position of the appliance.

N 70
 BUILT-IN FRIDGE
 KI1413D30G
 FIXED HINGE SOFTCLOSE DOOR - DAMPENS
 DOOR MOVEMENT, FOR SMOOTH AND
 EFFORTLESS CLOSURE

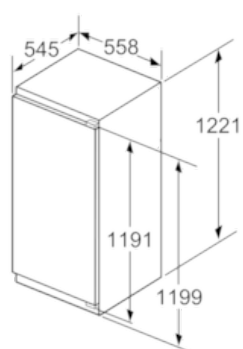
Dimensioned drawings



measurements in mm



measurements in mm



measurements in mm