


N 90, Built-in fridge, 177.5 cm
KI8816D30



COOKING PASSION SINCE 1877



A++



The built-in fridge with FreshSafe 3 and BottleFlex Shelf keeps food fresher for longer and offers a lot of extra storage options.

- ✓ FreshSafe 3: Optimal freshness due to two climate zones with different air moisture at nearly 0°C.
- ✓ BottleFlex Shelf: Stack more bottles than ever together with jars, dishes and other yummy delicacies on your BottleFlex Shelf.
- ✓ EasyAccess Shelf: Provides better organization, with a clearer view and better access to foods.
- ✓ VarioShelf: The glass shelf can be divided and one half pushed beneath the other, for flexible interior configurations.
- ✓ LED Lighting: Bright light in the entire fridge with long-life LEDs.

Features

Technical Data

Construction type : Built-in
Door panel options : Not possible
Height (mm) : 1772
Width of the product (mm) : 558
Depth of the product : 545
Required niche size for installation (HxWxD) : 1775.0 x 560 x 550
Net weight (kg) : 69.418
Connection rating (W) : 90
Current (A) : 10
Door hinge : Right reversible
Voltage (V) : 220-240
Frequency (Hz) : 50
Approval certificates : CE
Length of electrical supply cord (cm) : 230
Number of compressors : 1
Number of independent cooling systems : 1
Interior ventilator : No
Reversible Door Hinge : Yes
Number of Adjustable Shelves in fridge compartment (Stck) : 6
Shelves for Bottles : Yes
EAN code : 4242004236214
Brand : Neff
Product name / Commercial code : KI8816D30
Product category : Refrigerator
Energy efficiency class (2010/30/EC) : A++
Energy consumption annual (kWh/annum) - NEW (2010/30/EC) : 132.00
Refrigerator Net capacity (l) - NEW (2010/30/EC) : 289
Freezer Net capacity (l) - NEW (2010/30/EC) : 0
Frost free system : No
Freezing capacity (kg/24h) - NEW (2010/30/EC) : 0
Noise level (dB(A) re 1 pW) : 37
Climate class : SN-T
Installation type : Full-integrated

Optional accessories

KS1840Z0 Wooden tray with glass bowls



4 242004 236214

N 90, Built-in fridge, 177.5 cm

KI8816D30

Features

Performance and Consumption

- Energy Efficiency Class: A++ at a range of energy efficiency classes from A+++ to D

Performance and Consumption

- Total net capacity: 289 litres
- Net fridge capacity: 289 litres
- Capacity in 0° C section: 83 l
- Net freezer capacity: 0 litres
- Noise level dB(A) re 1 pW: 37

Design features

- Fixed hinge
SoftClose door - dampens door movement, for smooth and effortless closure
- LED Electronic control
- Right hinged door, reversible

Food freshness system

- FreshSense - constant temperature by intelligent sensor technology - Constant temperature control by intelligent sensor technology
- Single cooling circuit

Key features - Fridge section

- 1 FreshSafe 3 0°C drawer with humidity control for optimal freshness; food stays fresh for longer due to two climate zones.
2 FreshSafe 3 0°C drawers for optimal freshness; food stays fresh for longer due to two climate zones.
- LED Electronic control
- Bottle rack
- LED with Soft Start
- SuperCool function with automatic deactivation
- Acoustic door open warning indicator
- 7 safety glass shelves (6 height adjustable)
- 5 door trays, including 1x dairy compartment
- 1 FreshSafe 3 0°C drawer with humidity control for optimal freshness; food stays fresh for longer due to two climate zones.
2 FreshSafe 3 0°C drawers for optimal freshness; food stays fresh for longer due to two climate zones.
- Right hinged door, reversible
- 2 x egg tray, 1 x bottle holder in door tray

Functions

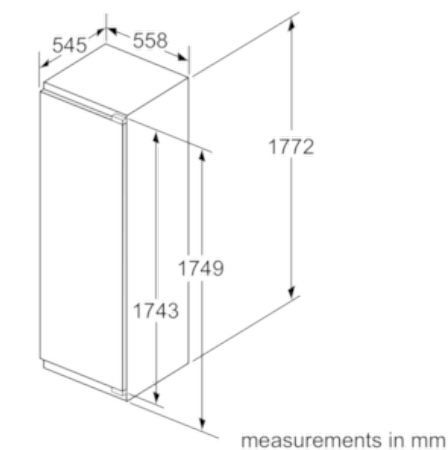
- Acoustic door open warning indicator

Dimension and installation

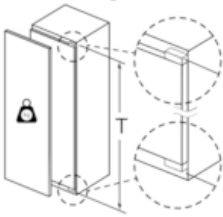
- Easy Installation
- Connection value 90 W
- Dimensions: 177.2 cm H x 55.8 cm W x 54.5 cm D
- Niche Dimensions: 177.5 cm H x 56 cm W x 55 cm D
- Climate class SN-T (suitable for ambient temperatures between 10 to 43°C)
- Based on the results of the standard 24-hour test. Actual consumption depends on usage/position of the appliance.

N 90, Built-in fridge, 177.5 cm
KI8816D30

Dimensioned drawings



Maximal permissible weight of the unit fronts



Fitted kitchen unit doors that exceed the permissible weight may cause damage and result in functional impairment of the hinges.

T: Includes height of appliance door	undamped hinge,	damped hinge,
Hinges in mm:	Door in kg:	Door in kg:
1500-1750	22	22

