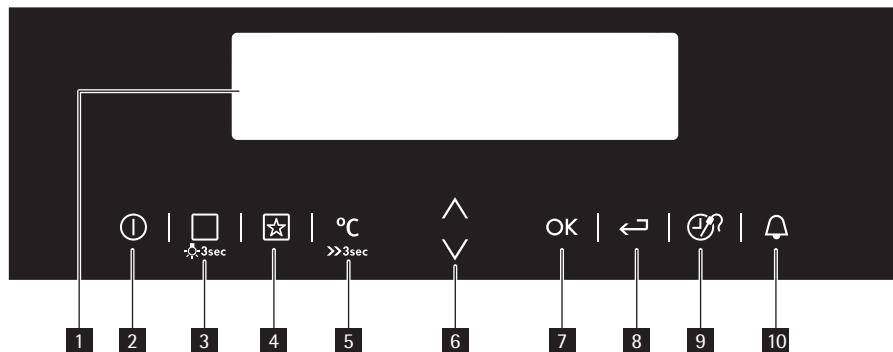


# Brief instructions



## Sensor field

- |                                    |                                       |
|------------------------------------|---------------------------------------|
| 1. Display                         | 7. OK sensor - confirms the selection |
| 2. On/off                          | 8. Home Key - opens the main menu     |
| 3. Heating Functions or VarioGuide | 9. Time and additional functions      |
| 4. Favourites                      | 10. Minute Minder                     |
| 5. Temperature selection           |                                       |
| 6. Navigation                      |                                       |



## Heating Functions VarioGuide

Press once - activates the Heating Functions menu or the VarioGuide function. Press and hold for 3 seconds - activates or deactivates the oven lamp.



## Fast Heat Up

Press and hold for 3 seconds - turns Fast Heat Up function on and off.



## Favourites

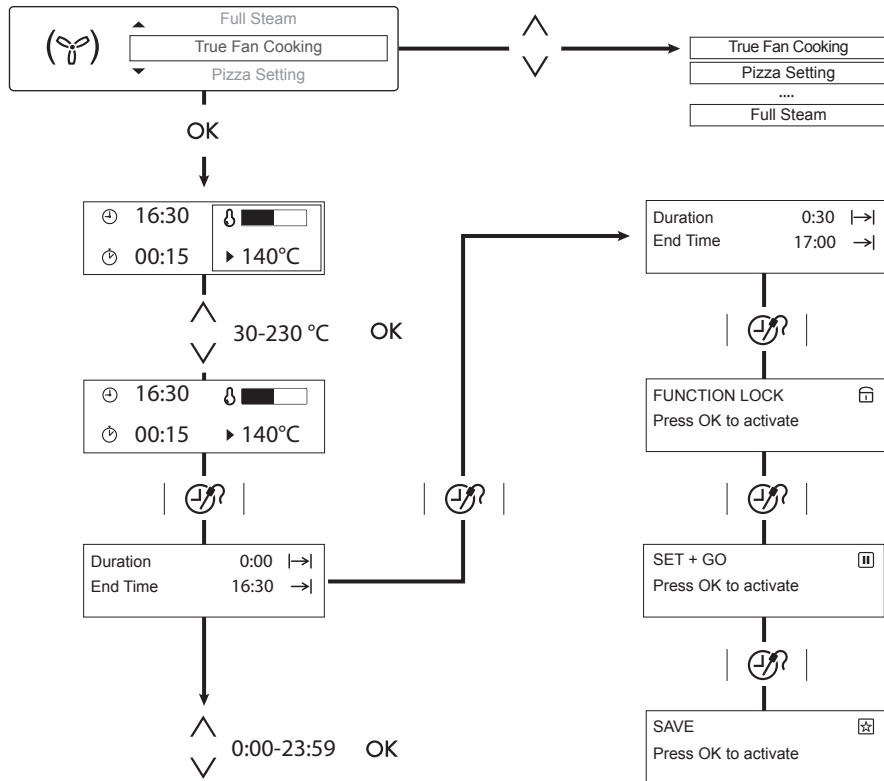
Press once - opens the Favourites menu. Press and hold for 3 seconds - saves the active function in the Favourites menu.



# Heating Functions



Press once



## Heating Functions

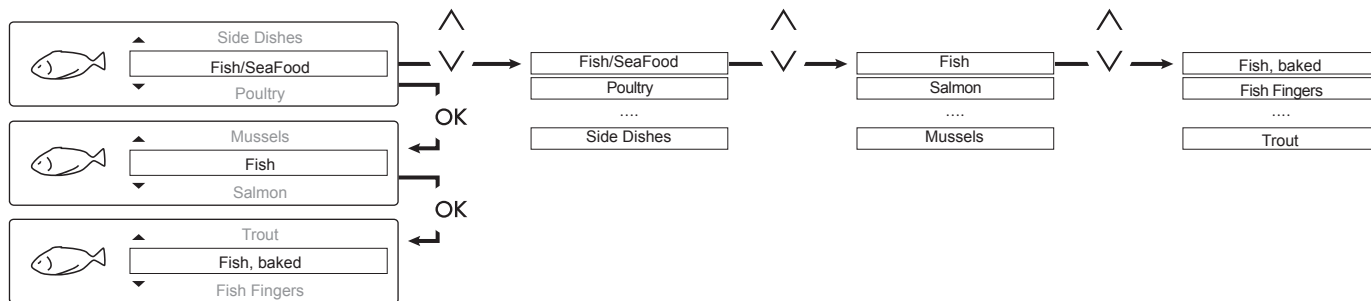
- True Fan Cooking
- Pizza Setting
- Slow Cooking
- Top/Bottom Heat
- Frozen Foods
- Turbo Grilling
- Grilling
- Fast Grilling
- Bottom Heat
- Defrost
- Moist Fan Baking
- Au Gratin
- Bread Baking
- Quarter Steam + Heat
- Half Steam + Heat
- Full Steam

## Specials

- Keep Warm
- Plate Warming
- Preserving
- Drying
- Yogurt Function
- Dough Proving
- Steam Regenerating

Press twice

For the complete list of the VarioGuide dishes, refer to the user manual.



## VarioGuide Food categories

Fish/SeaFood  
Poultry  
Meat  
Oven Dishes  
Pizza/Quiche  
Cake/Pastry  
Bread/Rolls  
Vegetables  
Custards/Terrines  
Side Dishes

