

Neff  
S51M66X0GB  
Dishwasher fully integrated

Predecessor:  
S51M69X3GB

Successor:

EAN code:  
4242004194835

sales programme:

**S51M66X0GB stainless steel**  
**Standard Dishwasher, 60cm**  
**Fully integrated**

#### Performance

- Energy Efficiency Class: A++
- Capacity: 13 place settings
- Energy consumption in Economy 50 programme: 262 Kwh per year, based on 280 standard cleaning cycles
- Water consumption in Economy 50 programme: 6.5 litres
- Water consumption in Economy 50 programme: 1820 litres per year, based on 280 standard cleaning cycles
- Programme time in Economy 50 programme: 195 minutes
- Noise level dB (A) re 1pW: 44 dB

#### Programmes/functions

- 6 programmes:  
Chef 70 °C, Auto 45-65 °C, Economy 50 °C,  
Night Program 50 °C, Glass 40 °C, Quick Wash
- 5 cleaning temperatures
- 4 Special options: Intensive wash zone, VarioSpeed Plus, Hygiene Plus, Extra dry
- EcoDry - end of cycle door opening for perfect results

#### Flexible design elements

- Varioflex Plus basket system
- varioDrawer Plus
- 3 stage Rackmatic height-adjustable top basket
- Silver coloured baskets Neff stainless steel logo
- 6 foldable plate racks in top basket
- 6 foldable plate racks in bottom basket
- 2 foldable cup shelves in top basket 2 foldable cup racks in bottom basket
- Glass rack in bottom basket
- Small cutlery basket in bottom basket

#### Innovations and technology

- NeffSparkle - glass care system
- Heat exchanger - Hygienic and efficient drying
- Efficient SilentDrive BLDC motor
- DosageAssist detergent dispenser
- DetergentAware
- AquaSensor®, Load sensor
- Neff AquaStop® with guarantee

#### Design features

- White interior EmotionLight
- White TimeLight projection on floor
- Colour of indicators: Red LED indicators
- Large item spray head, including Steam protection plate
- Stainless steel interior

#### Included accessories

baking-sheet spray head grey, vapor barrier plate

#### Optional accessories

#### Technical Data

##### Characteristics

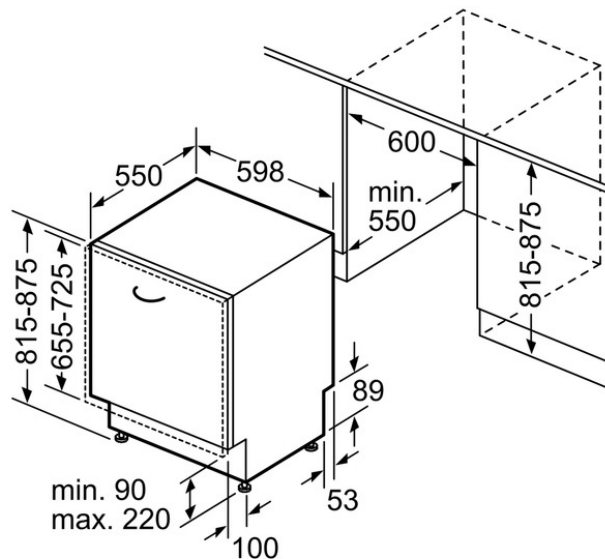
Water consumption (l) : 6.50  
Construction type : Built-in  
Height of removable worktop (mm) : 815  
Required niche size for installation (HxWxD) : 815-875 x 600 x 550  
Depth with open door 90 degree (mm) : 1155  
Adjustable feet : Yes - front only  
Maximum adjustability feet (mm) : 60  
Adjustable plinth : both horizontal and vertical  
Net weight (kg) : 41.0  
Gross weight (kg) : 44.0  
Connection Rating (W) : 2400  
Current (A) : 13  
Voltage (V) : 220-240  
Frequency (Hz) : 50; 60  
Length of electrical supply cord (cm) : 175  
Plug type : GB plug  
Length inlet hose (cm) : 165  
Length outlet hose (cm) : 190.0

##### Consumption and connection features

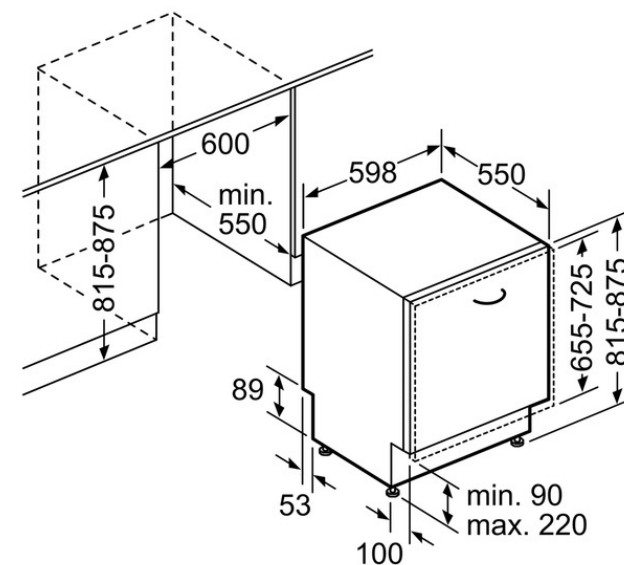
Number of place settings : 13  
Energy efficiency class - NEW (2010/30/EC) : A++  
Energy consumption annual (kWh/ annum) - NEW (2010/30/EC) : 262  
Energy consumption (kWh) : 0.92  
Power consumption in left-on mode (W) - NEW (2010/30/EC) : 0.20  
Power consumption in off-mode (W) - NEW (2010/30/EC) : 0.20  
Water consumption annual (l/annum) - NEW (2010/30/EC) : 1820  
Drying performance : A  
Reference programme : Eco  
Total cycle time of reference programme (min) : 195  
Noise level (dB(A) re 1 pW) : 44  
Installation type : Full-integrated

#### Alternative colors available

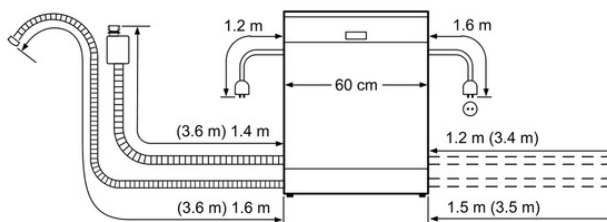
**S51M66X0GB stainless steel**  
**Standard Dishwasher, 60cm**  
**Fully integrated**



measurements in mm



measurements in mm



( ) values with extension kit