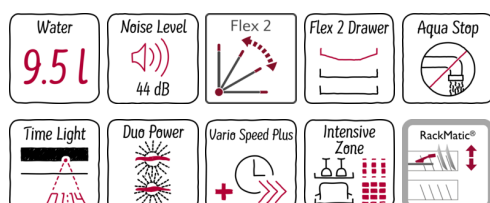


N 70  
S58T69X1GB STAINLESS STEEL  
SLIMLINE DISHWASHER 45CM  
FULLY INTEGRATED



A++



## Features

### Technical Data

Water consumption (l) : 9.5  
Construction type : Built-in  
Height of removable worktop (mm) : 815  
Required niche size for installation (HxWxD) : 815-875 x 450 x 550  
Depth with open door 90 degree (mm) : 1150  
Adjustable feet : Yes - front only  
Maximum adjustability feet (mm) : 60  
Adjustable plinth : both horizontal and vertical  
Net weight (kg) : 35.0  
Gross weight (kg) : 37.0  
Connection rating (W) : 2400  
Current (A) : 13  
Voltage (V) : 220-240  
Frequency (Hz) : 50; 60  
Length of electrical supply cord (cm) : 175  
Plug type : GB plug  
Length inlet hose (cm) : 140  
Length outlet hose (cm) : 190  
EAN code : 4242004195900  
Number of place settings : 10  
Energy efficiency class (2010/30/EC) : A++  
Energy consumption annual (kWh/annum) - NEW (2010/30/EC) : 211  
Energy consumption (kWh) : 0.75  
Power consumption in left-on mode (W) - NEW (2010/30/EC) : 0.10  
Power consumption in off-mode (W) - NEW (2010/30/EC) : 0.10  
Water consumption annual (l/annum) - NEW (2010/30/EC) : 2660  
Drying performance : A  
Reference programme : Eco  
Total cycle time of reference programme (min) : 195  
Noise level (dB(A) re 1 pW) : 44  
Installation type : Full-integrated



4 242004 195900

N 70  
S58T69X1GB STAINLESS STEEL  
SLIMLINE DISHWASHER 45CM  
FULLY INTEGRATED

## Features

### Performance

- Energy Efficiency Class: A++
- Capacity: 10 place settings
- Energy consumption in Eco 50 programme: 211 kwh per year, based on 280 standard cleaning cycles
- Water consumption in Eco 50 programme: 9.5 litres
- Water consumption in Eco 50 programme: 2660 litres per year, based on 280 standard cleaning cycles
- Programme time in Eco 50 programme: 195 minutes
- Noise level dB (A) re 1pW: 44 dB

### Programmes/functions

- 6 programmes:  
Auto 35-45 °C, Auto 45-65 °C, Auto 65-75 °C,  
Eco 50 °C, Quick wash 45 °C, Pre-Rinse
- 5 cleaning temperatures
- 4 Special options: Intensive wash zone, VarioSpeed Plus, Half load, Hygiene Plus

### Flexible design elements

- Varioflex Plus basket system
- Variodrawer on third level
- 3 stage Rackmatic height-adjustable top basket
- Silver coloured baskets Neff stainless steel logo
- 3 foldable plate racks in top basket
- 4 foldable plate racks in bottom basket, cup rack in bottom basket
- Cup shelf in top basket cup rack in bottom basket
- Glass rack in bottom basket

### Innovations and technology

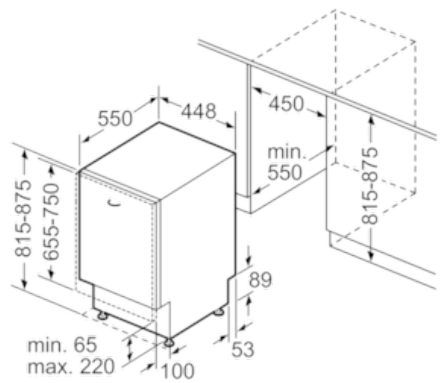
- NeffSparkle - glass care system
- Heat exchanger - Hygienic and efficient drying
- Efficient SilentDrive BLDC motor
- DuoPower Spray Arm
- DosageAssist detergent dispenser
- DetergentAware
- AquaSensor®, Load sensor
- Neff AquaStop® with guarantee

### Design features

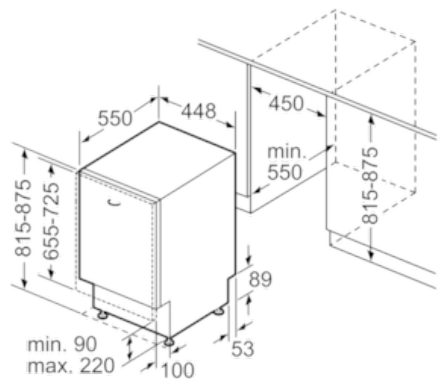
- White interior EmotionLight
- White TimeLight projection on floor
- Colour of indicators: Red LED indicators
- Large item spray head, including Steam protection plate
- Stainless steel interior
- Push button top controls
- LED salt refill indicator, LED rinse-aid refill indicator
- Alternating spray arms
- Regenerative electronics
- Self-cleaning filter system with 3 piece corrugated filter
- Time delay (1-24 hours) with Acoustic end of cycle indicator, water fault indicator
- Acoustic end of cycle indicator
- Dimensions (HxWxD): 81.5 x 44.8 x 55cm
- Efficiency information relates to the Eco 50 programme. This programme is suitable for cleaning normally soiled tableware and is the most efficient programme in terms of combined energy and water consumption.

N 70  
S58T69X1GB STAINLESS STEEL  
SLIMLINE DISHWASHER 45CM  
FULLY INTEGRATED

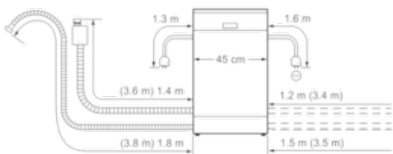
Dimensioned drawings



measurements in mm



measurements in mm



( ) values with extension kit