



WATCH VIDEOS  
INSIDE WITH  
**layar**

New Easy Features inside

2014/15

# **CLEVER APPLIANCES? EASY.**

**ZANUSSI**

**Let's make it simple**  
Different sizes, features, programmes... selecting the appliances that are right for you and your kitchen doesn't need to be hard. That's why we've created this easy guide. Just choose whatever you need to take care of your daily chores - reliably and in style naturally - so you can get on with the things you enjoy.

13	Freestanding cooling Built-in cooling How they compare	16 36 50	COOLING
59	Freestanding cookers Built-in ovens Built-in compacts and microwaves How they compare Hobs How they compare Hoods How they compare	62 72 88 94 102 126 132 144	COOKING
149	Freestanding cleaning Built-in cleaning How they compare	154 158 162	CLEANING
167	Freestanding laundry How they compare Built-in laundry How they compare	172 184 190 194	LAUNDRY



# EASY LIVING

---

---

## **Greater freedom? Easy.**

Everyday chores. No hassle. More time for living. All yours. Zanussi appliances give you an extra pair of hands around the home, so you can enjoy doing the things you really love. Simple to use and easy to maintain, our appliances do the hard work for you. Day in. Day out. All wrapped up in exquisite design, as you'd expect from our Italian heritage.



# NEW FREESTANDING DESIGN



New expressive graphics on the drawers give a fresh new look to the interior.

## EASY USE

Sleek and modern, we've created an expressive design that sees life from your perspective. Graphics are clearer, our controls intuitive – our products are featured with LED controls, and new amber displays.



## EASY FIT

Our new appliances fit seamlessly into the heart of the home with a modern yet beautifully simple design. Our new cookers make a particularly stylish feature with a bigger viewing window and an elegant dot pattern on the glass door.



## EASY ERGONOMICS

Smooth and ergonomic curved angles feature across the range. This design signature element we call the positive smile. Look out for it in the handles, doors and even the fridge drawers.

Look out for our new signature curve, the positive smile. A modern touch to our appliances.




# NEW BUILT-IN DESIGN

Introducing our new Quadro® range. We've done the homework so you can spend less time on the housework.



## EASY USE

The new Zanussi Quadro® sees life from your perspective, from clearer graphics on screen to controls that are easy to use.



## EASY CHOICES

One button and your oven cleans itself, your hob heats up faster, your dishwasher selects the ideal cycle... You'll also find fridge-freezers with family-sized storage.



## EASY DESIGN

Sleek and modern, the new Zanussi Quadro® has the looks to match, blending into any kitchen design.

Winner of the prestigious iF and Reddott design awards.



# SEE IT IN ACTION

The simplest way to know which features better fit your needs, is to see what they can do. Throughout this catalogue we have used interactive print to demonstrate our products' different benefits. Simply follow the steps opposite and scan these images with your smartphone or tablet to see more.



With the free Layar app, you can see videos and links to more info about our easy features.

Look out for this symbol throughout the catalogue.

SCAN WITH  
layar

1



DOWNLOAD FREE  
LAYAR APP

2



SCAN PAGES WITH  
LAYAR LOGO

3



DISCOVER MORE





# EASY COOLING

With our Space+ range of cooling appliances accommodating a full weekly shop is no problem. Plus our models are built to ensure that your food will stay fresh for longer.

COOLING


## EASY TIPS

Stick your fresh herbs in a glass of water and put them in your fridge, this will make them last longer.

Follow the #EasyTeam  
[easytips.tumblr.com](https://www.easytips.tumblr.com)




- 1



DOWNLOAD FREE LAVAR APP
- 2



SCAN PAGES WITH LAVAR LOGO
- 3



DISCOVER MORE

Freestanding cooling	16
Built-in cooling	36
How they compare	50

# A GUIDE TO OUR COOLING ICONS

What do the Zanussi cooling appliances do and why? Here's your quick guide to our handy functions, safety features and energy ratings.



## FAST



### Quick Freeze

For fresher, safer food storage switch on the fast freeze function before you go to the supermarket, it lowers the freezer temperature, protects the contents and quickly freezes food. The freezer will automatically return to the preset temperature.



### Quick Chill

For fresher, safer food storage switch on the quick chill function before you go to the supermarket, it lowers the fridge temperature to quickly and safely cool your fresh food.



### Width

Width of appliance.



### Height

Height of the appliance.



### Capacity

Litre capacity of the appliance.



## HANDY



### Low Frost

Our low frost technology means that it is easier and quicker to defrost, and you may only have to defrost every 2 years.



### LED

Have clear visibility of your fridge contents with the ultra energy efficient and bright LED lighting.



### NoFrost

Save time and make all those defrosting chores a thing of the past with a frost free freezer which defrosts itself.

## WHAT TO LOOK OUT FOR...



**Fast.** Clever Zanussi features to get things done quicker.



**Handy.** The things you couldn't live without.



**Simple.** The touches that make Zanussi so easy to use.



**Smart.** Practical solutions from great Zanussi thinking.



## SIMPLE



### Electronic Controls

Many of our models offer precise temperature control and functions such as Quick Freeze or Quick Chill function through simple internal or external electronic controls.



### AirFlow+ Fan

Say goodbye to hotspots as the internal Airflow+ fridge fan ensures even temperatures throughout the fridge.



## SMART



### Energy

All Zanussi models are either A+ or A++ energy rated, making them cheaper to run and kinder to the environment.



### TwinTech™ NoFrost

TwinTech™ NoFrost technology ensures that food stays cold and doesn't dry out, resulting in it staying fresher for longer.



### 4 Star Freezing

All of Zanussi's static and frost free freezers have a 4 star rating. This enables you to store and freeze food for up to 12 months.



### Space+

Standard dimensions outside, but extra space inside. With Space+ you can store more food, so you can shop less and save time.



# FREESTANDING COOLING MADE EASY



## QUICK FREEZE

Planning on restocking the freezer? Just press Quick Freeze to lower the temperature and use the Quick Freeze drawer to freeze food rapidly.

## 50/50

Need space for both fresh and frozen food? Our NoFrost 185cm tall fridge-freezers are now split 50:50, giving you equal fridge and freezer space.

## SPACE+ DRAWERS



Deeper drawers give more room for the whole week's vegetables. So the aubergines won't crowd out the Little Gems. Deeper freezer drawers mean more storage space too.

## QUICK CHILL



Press Quick Chill and the temperature drops to 2°C, ideal to cool it all rapidly without warming what's already in there. LEDs on the door tell you all you need to know at a glance, and make it easy to adjust temperature.

## AIRFLOW+

At the touch of a button cold air flows to every level, for faster, more even chilling. So you can place your food anywhere in the fridge.

## DUAL SHELF

The dual use shelf accommodates different items on the flat half whilst also allowing for storage of two wine bottles or two 2ltr soft drink bottles - whilst maintaining the space below.



## FROST FREE

You'll never have to do this chore again with one of our frost-free models, which prevents ice build up.

## EASY STORE BOXES

Handy containers are just right for anything you want to keep separate – garlic and herbs perhaps, or delicate soft fruit or veg. They hook conveniently on the back of a drawer. And there's even a handy space for a note or a use-by date.





**Clever features**  
Store 2 ltr bottles  
while maintaining  
the space below.

**Design**  
Oversize graphics  
give a fresh and  
expressive look.

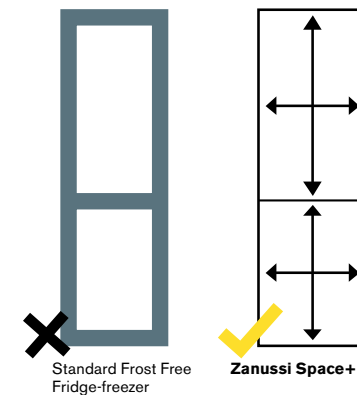
# CLEVER INSIDE AND OUT? EASY

With our Space+ and Space+ Extra ranges, there's more room and more freshness designed in.

COOLING

## SPACE+

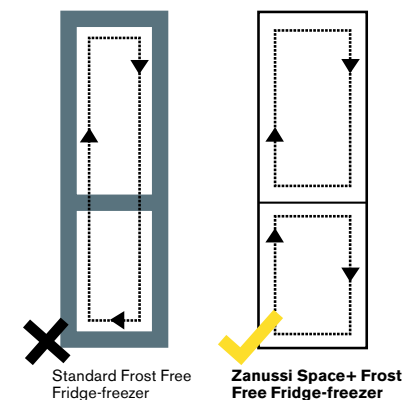
Store more, shop less. Our Space+ fridges, freezers and fridge-freezers are bigger inside with the same dimensions outside, so a whole weekly shop isn't a squeeze. In fact, the ingredients needed for 2 weeks worth of evening meals can be stored in the fridge section of our Space+ fridge-freezers.



UP TO  
**40**ltr  
MORE SPACE

## FRESHER FOR LONGER

Our Space+ frost free models also offer TwinTech™ technology. Separate cooling systems for fridge and freezer provide the ideal humidity in each compartment, so food doesn't dry out, and odours don't cross over – locking in food's natural freshness. So, food stays fresher for longer!



**LONGER  
FRESHNESS**



FREESTANDING COOLING: FROST FREE FRIDGE-FREEZERS

ZRB38212WA / XA



Save yourself a chore with this frost free model - the freezer defrosts itself!

Fresh food stays fresher for longer due to the TwinTech™ No Frost technology by ensuring that food stays cold and doesn't dry out.

Easy to use electronic controls with Quick Chill and Quick Freeze functions ensure that you can set the fridge-freezer to your desired temperature.

Specifications

- Quick Chill and Quick Freeze functions with auto switch off
- The EasyStore™ box and tray allows you to store and protect delicate foods such as herbs and nuts
- Find food easily with the ultra bright and energy efficient LED lighting
- Store both bottles and food items on the full width DualShelf
- 3 glass shelves, of which 2 are height adjustable
- 3 full height freezer drawers
- Egg trays incorporated into door shelving
- Save money with this energy efficient A+ rated model
- Reversible door hinging

Colour options

ZRB38212WA - White  
ZRB38212XA - Stainless steel



ZRB35312WA



Store food where ever you want: the AirFlow+ fan ensures an even temperature throughout the fridge.

Fresh food stays fresher for longer due to the TwinTech™ No Frost technology by ensuring that food stays cold and doesn't dry out.

Specifications

- Easy to use electronic controls with QuickChill and Quick Freeze functions ensure that you can set the fridge-freezer to your desired temperature.
- The EasyStore™ box and tray allows you to store and protect delicate foods such as herbs and nuts
- Find food easily with the ultra bright and energy efficient LED lighting
- Store both bottles and food items on the full width DualShelf
- 3 glass shelves, of which 2 are height adjustable
- 3 full height freezer drawers
- Egg trays incorporated into door shelving
- Save money with this energy efficient A+ rated model
- Reversible door hinging

Colour options:

ZRB35312WA - White



COOLING



FREESTANDING COOLING: FROST FREE FRIDGE-FREEZERS



ZRB35212WA

A+

60 CM

185 CM

199 ltr  
130 ltr

NO FROST

SUPER >>

LED

ELEC  
TRO  
NIC

SUPER COOL

Quick Chill

Quick Freeze

Space+

Save yourself a chore with this frost free model - the freezer defrosts itself!

Fresh food stays fresher for longer due to the TwinTech™ No Frost technology by ensuring that food stays cold and doesn't dry out.

Easy to use electronic controls with Quick Chill and Quick Freeze functions ensure that you can set the fridge-freezer to your desired temperature.

Specifications

- Quick Chill and Quick Freeze functions with auto switch off
- The EasyStore™ box and tray allows you to store and protect delicate foods such as herbs and nuts
- Find food easily with the ultra bright and energy efficient LED lighting
- Store both bottles and food items on the full width DualShelf
- 3 glass shelves, of which 2 are height adjustable
- 3 full height freezer drawers
- Egg trays incorporated into door shelving
- Save money with this energy efficient A+ rated model
- Reversible door hinging

Colour options:  
ZRB35212WA - White



ZRB32313WA

A+

60 CM

175 CM

199 ltr  
110 ltr

Airflow+

NO FROST

LED

ELEC  
TRO  
NIC

SUPER COOL

Quick Chill

Quick Freeze

Space+

Store food where ever you want: the AirFlow+ fan ensures an even temperature throughout the fridge.

Fresh food stays fresher for longer due to the TwinTech™ NoFrost technology by ensuring that food stays cold and doesn't dry out.

Specifications

- Easy to use electronic controls with Quick Chill and Quick Freeze functions ensure that you can set the fridge-freezer to your desired temperature
- The EasyStore™ box and tray allows you to store and protect delicate foods such as herbs and nuts
- Find food easily with the ultra bright and energy efficient LED lighting
- Store both bottles and food items on the full width DualShelf
- 3 glass shelves, of which 2 are height adjustable
- 3 full height freezer drawers
- Egg trays incorporated into door shelving
- Save money with this energy efficient A+ rated model
- Reversible door hinging

Colour options:  
ZRB32313WA - White



FREESTANDING COOLING: FRIDGE-FREEZERS



ZRB24100WA / XA

A+

55.4 CM

169 CM

178 ltr  
68 ltr

Energy Star

At only 55cm wide, this fridge-freezer is suited for smaller kitchens.

Save money with this energy efficient A+ rated model.

Specifications

- 4 glass shelves, of which 3 are height adjustable
- 3 full width door shelves
- Adjustable temperature control
- Removable egg tray
- 3 transparent freezer drawers
- Reversible door hinging

Colour options  
ZRB24100WA - White  
ZRB24100XA - Stainless steel



FREESTANDING COOLING: **FRIDGE-FREEZERS**

**ZRT27101WA**

A+

<55 CM>

160 CM

50 ltr  
220 ltr

Space+

This fridge-freezer is perfect for those that only need a small freezer but want large fresh food storage space.

Store more, shop less: Space+ gives you extra space inside but standard dimensions outside.

The EasyStore™ box allows you to store and protect delicate foods such as herbs and nuts.

**Specifications**

- Save money with this energy efficient A+ rated model
- Auto fridge defrost
- The Space+ salad drawer allows you to store even the largest vegetable items
- 1 full width wire freezer shelf
- 3 height adjustable glass shelves
- 4 full width door shelves
- Removable egg tray
- Reversible door hinging
- White



**ZRT23102WA**

A+

<55 CM>

140 CM

44 ltr  
190 ltr

Space+

Store more, shop less: Space+ gives you extra space inside but standard dimensions outside.

The EasyStore™ box allows you to store and protect delicate foods such as herbs and nuts.

**Specifications**

- Save money with this energy efficient A+ rated model
- Auto fridge defrost
- The Space+ salad drawer allows you to store even the largest vegetable items
- 1 full width wire freezer shelf
- 3 height adjustable glass shelves
- 3 full width door shelves
- Removable egg tray
- Reversible door hinging
- White



**ZRT18100WA**

A+

<50 CM>

121 CM

42 ltr  
138 ltr

Space+

At just 50cm wide and 121cm tall, this model is perfect for the smallest of kitchens.

Store more, shop less: Space+ gives you extra space inside but standard dimensions outside.

The EasyStore™ box allows you to store and protect delicate foods such as herbs and nuts.

**Specifications**

- Save money with this energy efficient A+ rated model
- Auto fridge defrost
- The Space+ salad drawer allows you to store even the largest vegetable items
- 1 full width wire freezer shelf
- 2 height adjustable glass shelves
- 3 full width door shelves
- Removable egg tray
- Reversible door hinging
- White

FREESTANDING COOLING: CABINET FRIDGES AND FREEZERS

ZRA40100WA



Space for everything: this large capacity fridge provides plenty of storage space for the weekly shop.

The EasyStore™ box allows you to store and protect delicate foods such as herbs and nuts.

Specifications

- The Space+ salad drawer allows you to store even the largest vegetable items
- Save money with this energy efficient A+ rated model
- Find food easily with the ultra bright and energy efficient LED lighting
- Auto fridge defrost
- 5 height adjustable glass shelves
- 5 full width door shelves
- 400 litre gross fridge capacity
- Removable egg tray
- Reversible door hinging

Colour options:

ZRA40100WA - White

Matching freezer:

ZFU25200WA/ZFU27400WA



ZFU25200WA



Save yourself a chore with this frost free freezer - it defrosts itself automatically!

Store all of your large and bulky items in one of the 3 extra large freezer drawers.

Freeze fresh food safely and efficiently with the Quick Freeze function.

Specifications

- 7 freezer compartments, including 3 maxi drawers and 2 compartments with drop down doors
- Quick freeze function with auto switch off
- High temperature alarm
- Save money with this energy efficient A+ rated model
- 250 litre gross freezer capacity
- External controls
- Freezing capacity: 20kg/24hrs
- Reversible door hinging

Colour options:

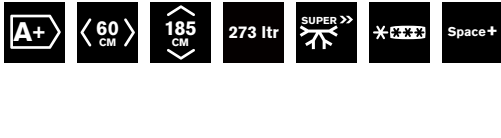
ZFU25200WA - White

Matching fridge:

ZRA40100WA



ZFU27400WA



Space for everything: this large capacity freezer provides plenty of frozen food storage space.

Freeze fresh food safely and efficiently with the Quick Freeze function.

Specifications

- 7 freezer compartments, including 3 maxi drawers and 2 compartments with drop down doors
- Quick freeze function with auto switch off
- High temperature alarm
- Save money with this energy efficient A+ rated model
- 273 litre gross freezer capacity
- External controls
- Freezing capacity: 24kg/24hrs
- Reversible door hinging
- White

Matching fridge:

ZRA40100WA



FREESTANDING COOLING: CABINET FRIDGES AND FREEZERS

ZRA33400WA



Space for everything: this large capacity fridge provides plenty of storage space for the weekly shop.

Store food where ever you want: the AirFlow+ fan ensures an even temperature throughout the fridge.

The EasyStore™ box allows you to store and protect delicate foods such as herbs and nuts.

Specifications

- The Space+ salad drawer allows you to store even the largest vegetable items
- Save money with this energy efficient A+ rated model
- Find food easily with the ultra bright and energy efficient LED lighting
- Auto fridge defrost
- 4 height adjustable glass shelves
- 4 full width door shelves
- 325 litre gross fridge capacity
- Removable egg tray
- Reversible door hinging
- White

Matching freezer:

ZFU20200WA / ZFU23400WA



ZFU20200WA



Save yourself a chore with this frost free freezer - it defrosts itself automatically!

Store all of your large and bulky items in the 2 extra large freezer drawers.

Freeze fresh food safely and efficiently with the Quick Freeze function.

Specifications

- 6 freezer compartments, including 2 maxi drawers and 2 compartments with drop down doors
- Quick freeze function with auto switch off
- High temperature alarm
- Save money with this energy efficient A+ rated model
- 200 litre gross freezer capacity
- External controls
- Freezing capacity: 20kg/24hrs
- Reversible door hinging
- White

Matching fridge:  
ZRA33400WA



ZFU23400WA



Space for everything: this large capacity freezer provides plenty of frozen food storage space.

Freeze fresh food safely and efficiently with the Quick Freeze function.

Specifications

- 6 freezer compartments, including 2 maxi drawers and 2 compartments with drop down doors
- Quick freeze function with auto switch off
- High temperature alarm
- Save money with this energy efficient A+ rated model
- 225 litre gross freezer capacity
- External controls
- Freezing capacity: 20kg/24hrs
- Reversible door hinging
- White

Matching fridge:  
ZRA33400WA

FREESTANDING COOLING: UNDER COUNTER FRIDGES AND FREEZERS

ZFT10210WA



Save yourself a chore with this frost free freezer - it defrosts itself automatically!

For fresher, safer food storage switch on the Quick Freeze function before you go to the supermarket, it lowers the temperature, protects the contents and quickly freezes food.

Specifications

- 4 transparent freezer drawers
- Quick freeze function with auto switch off
- High temperature alarm
- Save money with this energy efficient A+ rated model
- 100 litre gross freezer capacity
- External controls
- Freezing capacity: 9kg/24hrs
- Reversible door hinging
- White

Matching fridge:  
ZRG16602WE



ZRG16602WE



Save money with this highly efficient A++ rated fridge freezer - using 25% less energy than an A+ rated model.

The EasyStore™ box allows you to store and protect delicate foods such as herbs and nuts.

Specifications

- Auto fridge defrost
- 2 height adjustable glass shelves
- 3 full width door shelves
- 155 litre gross fridge capacity
- Removable egg tray
- Reversible door hinging
- White

Matching freezer:  
ZFT10210WA / ZFT11112WE



ZFT11112WE



For fresher, safer food storage switch on the Quick Freeze function before you go to the supermarket, it lowers the temperature, protects the contents and quickly freezes food.

Save money with this highly efficient A++ rated fridge freezer - using 25% less energy than an A+ rated model.

Specifications

- 3 large capacity transparent freezer drawers
- Quick freeze function with auto switch off
- High temperature alarm
- This 4 star freezer allows you to store and freeze fresh food for up to 12 months.
- 110 litre gross freezer capacity
- External controls
- Freezing capacity: 14kg/24hrs
- Reversible door hinging
- White

Matching fridge:  
ZRG16602WE

FREESTANDING COOLING: UNDER COUNTER FRIDGES AND FREEZERS



ZRG16600WA / XA

A+

55 CM

85 CM

155 ltr

Space+

Store more, shop less: Space+ gives you extra space inside but standard dimensions outside.

The EasyStore™ box allows you to store and protect delicate foods such as herbs and nuts.

Specifications

- Save money with this energy efficient A+ rated model
- Auto fridge defrost
- 2 height adjustable glass shelves
- 3 full width door shelves
- 155 litre gross fridge capacity
- Removable egg tray
- Reversible door hinging

**Colour options:**  
ZRG16600WA - White  
ZRG16600XA - Stainless steel

**Matching freezer:**  
ZFT11100WA / XA



ZFT11100WA / XA

A+

55 CM

85 CM

110 ltr

4 Star

Space+

This 55cm wide freezer has a large storage capacity and is ideal for families.

This 4 star freezer allows you to store and freeze food for up to 12 months.

Specifications

- 3 freezer compartments, including one with drop down door
- High temperature alarm
- Save money with this energy efficient A+ rated model
- 110 litre gross freezer capacity
- External controls
- Freezing capacity: 12kg/24hrs
- Reversible door hinging

**Colour options:**  
ZFT11100WA - White  
ZFT11100XA - Stainless steel

**Matching fridge:**  
ZRG16600WA / XA



ZRG11600WA

A+

50 CM

84.7 CM

105 ltr

At just 50cm wide, this fridge is perfect for the smallest of kitchens.

Specifications

- Save money with this energy efficient A+ rated model
- Auto fridge defrost
- 2 height adjustable glass shelves
- 3 door shelves
- 105 litre gross fridge capacity
- Reversible door hinging
- White

**Matching freezer:**  
ZFG06400WA



ZFG06400WA

A+

50 CM

84.7 CM

70 ltr

4 Star

At just 50cm wide, this freezer fits into the smallest spaces, so even when room is limited you can still store your frozen food somewhere convenient.

Transparent freezer drawers allow for easy and instant visibility of drawer contents.

Specifications

- This 4 star freezer allows you to store and freeze food for up to 12 months
- 3 freezer compartments, including one with drop down door
- Save money with this energy efficient A+ rated model
- 70 litre gross freezer capacity
- Freezing capacity: 6kg/24hrs
- Reversible door hinging
- White

**Matching fridge:**  
ZRG11600WA





FREESTANDING COOLING: UNDERCOUNTER FRIDGES WITH FREEZER COMPARTMENT



ZRG14800WA



The 4 star freezer compartment in this fridge lets you freeze your food without a separate freezer.

The EasyStore™ box allows you to store and protect delicate foods such as herbs and nuts.

Specifications

- Save money with this energy efficient A+ rated model
- Auto fridge defrost
- 18 litre 4 star freezer compartment
- 2 glass shelves
- 3 full width door shelves
- 126 litre gross fridge capacity
- Removable egg tray
- Reversible door hinging
- White



ZRG15800WA



The 4 star freezer compartment in this fridge lets you freeze your food without a separate freezer.

The EasyStore™ box allows you to store and protect delicate foods such as herbs and nuts.

Specifications

- Save money with this energy efficient A+ rated model
- Auto fridge defrost
- 18 litre 4 star freezer compartment
- 2 glass shelves
- 3 full width door shelves
- 128 litre gross fridge capacity
- Removable egg tray
- Reversible door hinging
- White

FREESTANDING COOLING: COMPACT REFRIGERATION



ZRX71100WA



This fridge is so compact that it can fit where most can't, giving you maximum versatility.

Specifications

- Save money with this energy efficient A+ rated model
- Easy to use controls
- 5 litre ice box
- 1 full width wire shelf
- 1 full and 2 half width door shelves
- 65 litre gross fridge capacity
- Reversible door hinging
- White

Matching freezer:  
ZFX51400WA



ZFX51400WA



This freezer is so compact that it can fit where most can't, giving you maximum versatility.

This 4 star freezer allows you to store and freeze food for up to 12 months.

Specifications

- Save money with this energy efficient A+ rated model
- 1 wire shelf
- Adjustable temperature control
- 70 litre gross freezer capacity
- Freezing capacity: 7kg/24hrs
- Reversible door hinging
- White

Matching fridge:  
ZRX71100WA

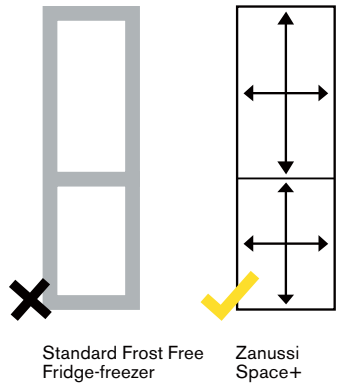


# BUILT-IN COOLING MADE EASY



## MAXIMUM FLEXIBILITY

The temperature in many refrigerators can vary, which means you have to take care to put certain items in specific locations. With Clima+ air circulation there's no need to bother – it cools your fridge thoroughly and evenly, so you can organize your food any way you like.



## SPACE+

Shop less frequently. Because the Space+ fridge-freezer has extra storage space, you can store more food, shop less frequently – and make the most of your extra free time!



## MAXIMUM VISIBILITY

Check what's in your freezer at a glance. No more opening and closing freezer drawers to check what's inside – these are transparent, so you can see what you have in stock at a glance.

## FROST FREE

You'll never have to do this chore again with one of our frost-free models, which prevents ice build up.

## QUICK FREEZE

Check out our selected freezer models with the quick-freeze button. Press it to lower the temperature instantly, rapidly freezing newly added food for maximum freshness. The temperature returns to preset levels automatically.



# 3 EASY TIPS FOR CHOOSING YOUR FRIDGE

## 1 FOR ANY SIZE OF SPACE

### CHOOSING THE RIGHT APPLIANCE

#### What's best where space is limited?

Under-counter appliances sit neatly beneath a worktop, maintaining the plinth line. With front ventilation, there's no need for unsightly vents to be fitted to the worktop. Just add a furniture door.

#### What are the options for a large kitchen?

Our in-column refrigeration appliances can be installed in a tall housing unit, giving you the flexibility of having a separate fridge, freezer or combined fridge-freezer. We have a solution to fit all available spaces.

#### Door on Door hinge explained

The benefits of this type of hinge are that you can add more weight to the door and open it at a larger angle, making access and use easier.

#### Sliding hinge explained

The hinged furniture door is attached to the appliance with a number of brackets. As the furniture door opens, the appliance door is opened via the sliding bracket arrangement.



## 2 MORE FRESH FOOD

### FRIDGE-FREEZERS

#### Will it hold a week's shopping?

Yes, our Space+ fridge-freezers have an extra-large capacity and will even accommodate family packs.

#### Will food last longer?

Some models in our fridge-freezer range have Crisp No Frost technology. This ensures that humidity levels are maintained in the fridge whilst the temperature is kept at a low stable rate, resulting in food being preserved properly, staying fresh for as long as possible.



## 3 TOTAL CONVENIENCE

### FREEZERS

#### Can food be frozen for a long period?

Yes, up to 12 months. All of our freezers have a 4-star freezer rating.

#### Can food be frozen quickly?

Check out our selected freezers models with the quick-freeze button. Press it to lower the temperature instantly, rapidly freezing newly added food for maximum freshness. The temperature returns to pre-set levels automatically.

#### Is there a way to avoid defrosting the freezer?

Yes, you'll never have to do this chore again with one of our frost-free models, which prevents ice build up.

#### Can it help organise food storage?

With transparent freezer drawers, you'll find what you need or where to put it with ease.





BUILT-IN COOLING: **FRIDGE-FREEZERS**

**ZBB27650SA**



With a frost free freezer there is no need to defrost - saving you a chore!

This model gives a good balance of fresh food and frozen food storage as it is equally split between fridge and freezer.

**Specifications**

- Food stays fresher for longer with TwinTech™ NoFrost technology
- Touch control electronics provide instant temperature response
- Ensure your food stays fresher for longer with the Quick Chill function
- Quick freeze function with auto switch off
- This model is only A+ energy rated, using less energy, saving you money
- Auto fridge defrost
- View contents at a glance with the bright LED lighting
- 4 full width glass shelves, of which 3 are adjustable
- 2 large salad crispers with glass cover
- 4 full width, transparent freezer drawers
- Covered dairy compartment
- 2 full width door shelves
- 4 star freezer can store frozen food for up to 12 months and freeze down fresh food
- Removable egg tray
- Hinge type: sliding door
- Reversible door hinge



For installation diagrams see page 56

**ZBB28651SA**



With a frost free freezer there is no need to defrost - saving you a chore!

Food stays fresher for longer with TwinTech™ NoFrost technology.

**Specifications**

- Easy to understand electronic display
- Bright, ultra efficient, internal LED lighting
- Quick freeze function with auto switch off
- Automatic defrost in fridge
- 2 half width salad drawers
- 3 freezer drawers
- Transparent freezer drawers
- This A+ energy rated fridge-freezer uses less energy, saving you money
- 1 full width covered dairy compartment
- 3 full width door shelves
- 5 full depth glass shelves, of which 4 are adjustable
- 4 star freezer can store frozen food for up to 12 months and freeze down fresh food
- Removable egg tray
- Hinge type: Sliding door
- Reversible door hinge



COOLING

**More benefits of frost free**

As well as saving you the chore of having to defrost the freezer, you also get the benefit of no loss of storage space, no deterioration of energy consumption due to ice build up and food is preserved individually together so things don't stick together.

For installation diagrams see page 56

BUILT-IN COOLING: **FRIDGE-FREEZERS**

**ZBB28441SA**

A+

178 CM

205 ltr  
75 ltr

LOW FROST

Space+

With new LowFrost technology there is less ice build up in the freezer - so you don't need to defrost as often!

This energy efficient fridge-freezer is A+ energy rated, using less energy, saving you money.

**Specifications**

- Easy to use controls
- Easy clean shelves
- Automatic defrost in fridge
- 2 half width salad drawers
- 3 freezer drawers
- 5 full width glass shelves, of which 4 are adjustable
- 1 full width covered dairy compartment
- 3 full width door shelves
- 3 large transparent freezer drawers
- 4 star freezer can store frozen food for up to 12 months and freeze down fresh food
- Removable egg tray
- Hinge type: Sliding door
- Reversible door



For installation diagrams see page 56



**ZBB28440SA**

A+

178 CM

173 ltr  
110 ltr

This model gives a good balance of fresh food and frozen food storage as it is equally split between fridge and freezer.

**Specifications**

- Easy to use controls
- Easy clean glass shelves
- Transparent freezer drawers
- Automatic defrost in fridge
- 2 half width salad drawers
- 2 height adjustable glass shelves
- 1 full width covered dairy compartment
- 3 full width door shelves
- 4 freezer drawers
- Removable egg tray
- Hinge type: Sliding door
- Reversible door hinge

For installation diagrams see page 56



**ZBB24430SA**

A+

145 CM

173 ltr  
62 ltr

At 145cm tall this integrated fridge-freezer is ideal for small kitchens or where space is at a premium.

This extra-efficient A+ fridge-freezer uses less energy, saving you money.

**Specifications**

- Automatic defrost in fridge
- 2 half width salad drawers
- 2 height adjustable glass shelves
- 2 large transparent freezer drawers
- 1 full width covered dairy compartment
- 3 full width door shelves
- Removable egg tray
- Hinge type: Sliding door

For installation diagrams see page 56

BUILT-IN COOLING: IN COLUMN FRIDGES AND FREEZERS

ZBA32050SA



This large capacity fridge is ideal for large and busy families who need lots of fresh food at their fingertips.

Ensure your food stays fresher for longer with the Quick Chill function.

Specifications

- Large capacity fresh food storage space
- Electronic controls allow you to set the temperature at your desired temperature
- Auto fridge defrost
- View contents at a glance with the bright LED lighting
- 1 extra large telescopic salad drawer
- 1 full width covered dairy compartment
- 4 full width door shelves
- 6 full width glass shelves, of which 5 are adjustable
- 323ltr gross capacity
- Removable egg tray
- Hinge type: Sliding door

- Matching freezer: ZBF22451SA



For installation diagrams see page 56

ZBF22451SA



This large capacity freezer is the perfect storage solution for busy families who buy and freeze in large quantities.

Save yourself a chore, this freezer defrosts itself.

Specifications

- Large capacity frozen food storage space
- Touch control electronics provide instant temperature response
- 7 freezer compartments, including 5 full width drawers and 2 with fold down openings
- High temperature alarm
- Quick freeze function with auto switch off
- Door open alarm
- A+ energy
- Reversible door
- Freezing capacity: 20kg/24hrs
- Hinge type: Sliding door

- Matching fridge: ZBA32050SA



For installation diagrams see page 56



BUILT-IN COOLING: IN COLUMN FRIDGES AND FREEZERS

ZBA22420SA



The 4 star freezer in this fridge lets you freeze your food without a separate freezer, and at only 122cm tall it's ideal for small kitchens.

Specifications

- 17 litre 4 star freezer compartment
- Large capacity fresh food storage space
- A+ energy rating
- Auto fridge defrost
- 1 large salad drawer
- 4 full width door shelves
- 1 full width covered dairy compartment
- 3 full width glass shelves
- 198 litre gross fridge capacity
- Removable egg tray
- Hinge type: Sliding door



4 star ice box

Ideal for compact kitchens, fridges with 4 star iceboxes are the ideal solution as you have space for your fresh food, combined with freezer space. A 4 star ice box allows you to store frozen food for up to 12 months and safely freeze food.

For installation diagrams see page 56



ZBA15021SA



This fridge has an A+ class energy rating, saving you money.

Specifications

- Large capacity fresh food storage space
- 1 extra large salad drawer
- 1 full width covered dairy compartment
- 2 full width door shelves
- 3 full width glass shelves for flexible storage
- Auto fridge defrost
- 147 litre gross fridge capacity
- Removable egg tray
- Hinge type: Sliding door
- Can be integrated in column with ZBF11420SA freezer

For installation diagrams see page 56

ZBF11420SA



Always find what you are looking for with our removable transparent freezer baskets, easier for loading and unloading.

This freezer has an A+ class energy rating, saving you money.

Specifications

- Large capacity frozen food storage space
- 3 large capacity freezer drawers
- 1 freezer compartment with flap opening
- High temperature alarm
- Quick freeze function with automatic reset
- Thermostat control knob
- Reversible door
- Freezing capacity: 16kg/24hrs
- Hinge type: Sliding door
- Can be integrated in column with ZBA15020SA larger fridge

For installation diagrams see page 56

BUILT-IN COOLING: UNDER COUNTER FRIDGES AND FREEZERS



ZQA12430DA



The 4 star freezer compartment in this fridge lets you freeze your food without a separate freezer.

This fridge has an A+ class energy rating, saving you money. The controls are so easy to understand, it's almost intuitive.

Specifications

- 17 litre 4 star freezer compartment
- Large capacity fresh food storage space
- 1 full width and 1 half width door shelves
- 1 extra large recessed salad drawer
- 1 full width covered dairy compartment
- 2 height adjustable glass shelves
- Auto fridge defrost
- 105 litre gross fridge capacity
- Removable egg tray
- Hinge type: Fixed door on door
- Reversible door

4 star freezing

All of Zanussi's static and frost free freezers have a 4 star freezer rating. This enables you to store and freeze food for up to 12 months.

For installation diagrams see page 56



ZQA14030DA



This fridge has an A+ class energy rating, saving you money.

Specifications

- Large capacity fresh food storage space
- 1 extra large recessed salad drawer
- 1 full width covered dairy compartment
- 3 full width glass shelves for flexible storage
- 140 litre gross fridge capacity
- Auto fridge defrost
- Removable egg tray
- Hinge type: Fixed door on door
- Reversible door

Matching freezer: ZQF11430DA

For installation diagrams see page 56

ZQF11430DA



For fresher, safer food storage switch on Zanussi's fast freeze function before you go to the supermarket, it lowers the freezer temperature, protects the contents and quickly freezes fresh food. This freezer has an A+ class energy rating, saving you money.




Specifications

- 3 large freezer drawers plus unique recessed drawer
- Quick freeze function with automatic reset
- Thermostat control knob
- External controls
- Door open warning alarm
- Reversible door
- Freezing capacity: 18kg/24hrs
- Hinge type: Fixed door on door






Matching fridge: ZQA14030DA

For installation diagrams see page 56

FREESTANDING COOLING: FRIDGE-FREEZERS




			
	ZRB38212WA/XA	ZRB35312WA	ZRB35212WA
INTERIOR FRIDGE FEATURES			
On-door electronic controls			
Simple electronic controls	•	•	•
Mechanical controls			
QuickChill function	•	•	•
AirFlow+ Internal fridge fan		•	
Chiller drawer			
DualShelf	•	•	•
Glass shelves	3	3	3
of which, adjustable:	2	2	2
2 half width salad drawers	•	•	•
Full width salad drawer			
Interior light / Interior LED lighting	/ •	/ •	/ •
Fridge defrost function	Automatic	Automatic	Automatic
FRIDGE DOOR FEATURES			
EasyStore box	•	•	•
EasyStore tray	•	•	•
Number of door shelves	4	3	3
Number and type of egg trays	1 for 6 eggs	1 for 6 eggs	1 for 6 eggs
External handle	Integrated	Integrated	Integrated
External colour	White/ Stainless steel	White	White
FREEZER FEATURES			
Freezer location	Bottom	Bottom	Bottom
Fast freeze function	•	•	•
High Temperature indicator	•		
Freezer drawers	3	3	3
Ice tray			
Freezer defrost function	Automatic	Automatic	Automatic
DIMENSIONS			
Door hinging	Right & reversible	Right & reversible	Right & reversible
Height (mm)	2010	1850	1850
Width (mm)	595	595	595
Depth (mm)	630	630	630
Gross capacity fridge (litres/cu.ft)	266/9.4	199/7	199/7
Net capacity fridge (litres/cu.ft)	265/9.3	198/7	198/7
Gross capacity freezer (litres/cu.ft)	110/3.9	130/4.6	130/4.6
Net capacity freezer (litres/cu.ft)	92/3.2	108/3.8	108/3.8
PERFORMANCE			
Annual energy consumption (kWh)	323	313	313
Energy efficiency class	A+	A+	A+
Energy efficiency index (%)	44	43.8	43.8
Climate class	SN-T	SN-T	SN-T
Noise dB (A)	43	43	43
Freezing capacity (kg/24hr)	4	4	4
Power cut safe rising time (hr)	18	20	20
Minimum ambient temperature (°C)	10	10	10

For more on the new  
Easy Features, visit  
[zanussi.co.uk](http://zanussi.co.uk)





				
ZRB32313WA	ZRB24100WA/XA	ZRT27101WA	ZRT23102WA	ZRT18100WA
•				
	•	•	•	•
•				
•				
•				
3	4	4	4	3
2	3	3	3	2
•				
	•	•	•	•
/ •	• /	• /	• /	• /
Automatic	Automatic	Automatic	Automatic	Automatic
•		•	•	•
•				
3	3	4	3	3
1 for 6 eggs	1 for 6 eggs	1 for 6 eggs	1 for 6 eggs	1 for 6 eggs
Integrated	Small	Integrated	Integrated	Integrated
White/ Stainless steel	White/ Stainless steel	White	White	White
Bottom	Bottom	Top	Top	Top
•				
3	3	1 wire shelf	1 wire shelf	1 wire shelf
	•			
Automatic	Static	Static	Static	Static
Right & reversible	Right & reversible	Right & reversible	Right & reversible	Right & reversible
1750	1687	1590	1404	1209
595	554	545	545	496
630	551	604	604	606
199/7	178/6.3	220/7.8	190/6.7	138/4.9
198/7	176/6.2	215/7.6	184/6.5	132/4.6
110/3.9	68/2.4	50/1.7	44/1.5	42/1.5
92/3.2	61/2.1	50/1.7	44/1.6	41/1.4
297	248	254	237	215
A+	A+	A+	A+	A+
43.8	43.8	43.7	43.7	43.8
SN-T	N-ST	SN-ST	SN-ST	SN-ST
43	43	40	40	40
4	3	4	3	3
18	10	30	19	17
10	16	10	10	10













FREESTANDING COOLING: FRIDGES

			
	ZRA40100WA	ZRA33400WA	ZRG16602WE
FRIDGE FEATURES			
AirFlow+ interior fridge fan		•	
Salad drawer	•	•	•
Number of glass shelves:	6	5	3
of which - adjustable glass shelves	5	4	2
Type of freezer compartment			
Interior light	LED	LED	1
FRIDGE DOOR FEATURES			
EasyStore box	•	•	•
Number of door shelves	5	4	3
Number and type of egg trays	1 for 6 eggs	1 for 6 eggs	1 for 6 eggs
External handle	Small	Small	Small
External colour	White	White	White
DIMENSIONS			
Door hinging	Right & Reversible	Right & Reversible	Right & Reversible
Height (mm)	1850	1540	850
Width (mm)	595	595	595
Depth (mm)	658	658	635
Gross capacity fridge (litres/cu.ft.)	400/14.1	325/11.5	155/5.5
Net capacity fridge (litres/cu.ft.)	395/13.9	320/11.3	152/5.5
Net capacity star compartment (litres/cu.ft.)			
PERFORMANCE			
Annual energy consumption (kWh)	156	147	94
Energy efficiency class	A+	A+	A++
Energy efficiency index (%)	44	44	32.9
Climate class	SN-T	SN-T	SN-T
Noise (dB (A))	39	39	38
Freezing capacity (Freezer compartment) (kg/24hr)			
Power cut safe rising time (Freezer compartment) (hr)			
Minimum ambient temperature (°C)	10	10	10






FREESTANDING COOLING: FREEZERS









				
	ZFU25200WA	ZFU27400WA	ZFU20200WA	ZFU23400WA
FREEZER FEATURES				
Frost free	•		•	
Static		•		•
Freezer drawers	5	5	4	4
Fold down compartments	2	2	2	2
Quick freeze function	•	•	•	•
High temperature indicator	•	•	•	•
Power indicator	•	•	•	•
External handle	Small	Small	Small	Small
External colour	White	White	White	White
DIMENSIONS				
Door hinging	Right & Reversible	Right & Reversible	Right & Reversible	Right & Reversible
Height (mm)	1850	1850	1540	1540
Width (mm)	595	595	595	595
Depth (mm)	658	658	658	658
Gross capacity freezer (litres/cu.ft.)	250/8.8	273/9.6	200/7	225/7.9
Net capacity freezer (litres/cu.ft.)	227/8	248/8.7	179/6.3	197/6.9
PERFORMANCE				
Annual energy consumption (kWh)	304	290	269	258
Energy efficiency class	A+	A+	A+	A+
Energy efficiency index (%)	44	44	44	44
Climate class	SN-T	SN-T	SN-T	SN-T
Noise (dB (A))	42	40	42	40
Freezing capacity (kg/24hr)	20	24	20	20
Power cut safe rising time (hr)	15	20	15	20
Minimum ambient temperature (°C)	10	10	10	10

				
ZRG16600WA/XA	ZRG11600WA	ZRX71100WA	ZRG14800WA	ZRG15800WA
•	•	•	•	•
3	3	1 wire	2	2
2	2		1	1
		Ice box	4 star	4 star
1	1		1	1
•	•		•	•
3	3	3	3	3
1 for 6 eggs			1 for 6 eggs	1 for 6 eggs
Small	Integrated	Small	Small	Small
White/Stainless steel	White	White	White	White
Right & Reversible	Right & Reversible	Right & Reversible	Right & Reversible	Right & Reversible
850	847	520	850	850
550	494	525	595	550
612	494	587	635	612
155/5.5	105/3.7	70/2.5	144/5.1	146/5.1
153/5.4	102/3.6	65/2.3	119/4.2	118/4.1
		5/0.2	18/0.6	18/0.6
119	113	115	197	191
A+	A+	A+	A+	A+
43.9	41.7	43.8	43.9	43.9
SN-ST	N-ST	SN-ST	SN-T	SN-ST
38	37	40	41	38
			2	2
			12	11
10	16	10	16	10

				
ZFT11112WE	ZFT10210WA	ZFT11100WA/XA	ZFG06400WA	ZFX51400WA
	•			
•		•	•	•
3	4	2	2	1 compartment
		1	1	
•	•			
•	•	•		
•	•	•		
Small	Small	Small	Integrated	Small
White	White	White/Stainless steel	White	White
Right & Reversible	Right & Reversible	Right & Reversible	Right & Reversible	Right & Reversible
850	850	850	847	520
595	595	550	494	525
635	635	612	612	587
110/3.9	100/3.5	110/3.9	70/2.5	70/2.5
92/3.2	80/2.8	91/3.2	63/2.2	63/2.2
145	197	185	166	168
A++	A+	A+	A+	A+
32.9	43.9	43.9	42	43.7
SN-T	SN-T	SN-T	N-ST	SN-ST
41	42	40	43	40
14	9	12	6	7
24	13	22	14	17
10	10	10	16	10

BUILT-IN COOLING: FRIDGE-FREEZERS

	No-Frost 50:50 fridge-freezer	Frost Free 70:30 fridge-freezer	Low Frost 70:30 fridge-freezer	50:50 fridge-freezer	70:30 fridge-freezer
					
	ZBB27650SA	ZBB28651SA	ZBB28441SA	ZBB28440SA	ZBB24430SA
FRIDGE FEATURES					
Defrost	auto	auto	auto	auto	auto
Electronic controls	Touch control	•			
Quick chill	In LCD display				
Mechanical temperature controls			•	•	
Adjustable thermostat coin / knob			Knob	Knob	Knob
Dairy compartment	•	•	•	•	•
Full width door shelves	2	4	3	3	3
Air circulation fan					
Glass shelves (full depth)	3	4	4	2	2
Glass shelves (half depth)					
Flexible shelf positions	•	•	•	•	•
2 half width salad bins with full width glass cover	•	•	•	•	•
Interior light	LED lighting	LED lighting			
Egg tray	•	•	•	•	•
FREEZER FEATURES					
Defrost - freezer	auto	auto	Low frost	manual	manual
Electronic temperature controls	•	•			
On LED (Green)	In LCD display	•			
Quick Freeze Function with timed auto switch off	•	•			
Fast freeze LED (Yellow)	In LCD display	•			
High temperature warning LED (Red)	In LCD display				
High temperature warning audible buzzer	•				
Freezer compartments (flap / drawers)	0/4	0/3	0/3	0/4	0/2
Transparent freezer compartments	•	•	•	•	•
Freezer calendar					
Ice cube tray	•	•	•	•	•
Ice scraper			•	•	•
OTHER FEATURES					
Reversible Doors	•	•	•	•	•
100% CFC free	•	•	•	•	•
100% HFC free	•	•	•	•	•
Fridge-freezer split	50:50	70:30	70:30	50:50	70:30
Gross capacity fridge litres (cu.ft)	161 (5.7)	202 (7.1)	205 (7.2)	173 (6.1)	173 (6.1)
Net capacity fridge litres (cu.ft)	158 (5.6)	200 (7)	202 (7.1)	170 (6.0)	170 (6.0)
Gross capacity freezer litres (cu.ft)	108 (3.8)	78 (2.8)	75 (2.6)	110 (3.9)	62 (2.2)
Net capacity freezer litres (cu.ft)	88 (3.1)	63 (2.2)	75 (2.6)	92 (3.3)	60 (2.1)
Frozen food rating	4 star	4 star	4 star	4 star	4 star
PERFORMANCE					
Annual energy consumption (kWh) 2)	307	297	297	298	249
Energy efficiency class 1)	A+	A+	A+	A+	A+
Energy efficiency index (%)	41.9	41.9	41.86	43.8	43.8
Climate class 4)	SN-T	SN-ST	SN-T	SN-ST	SN
Noise (dB (A))	38	39	36	36	34
Freezing capacity (kg/24hr)	10	4	4	10	4
Power cut safe rising time (hr) 3)	25	20	22	24	20
Minimum ambient temperature (°C)	10	10	10	10	10
ELECTRICAL CONNECTION					
Connected load Watts	160	150	200	140	150
Fuse rating A	13	13	13	13	13
PRODUCT DIMENSIONS					
Height x Width x Depth (mm)	1772 x 540 x 547	1772 x 540 x 547	1772 x 540 x 547	1772 x 540 x 547	1441 x 540 x 549
Net Weight (kg)	59.5	57.5	57.0	57.5	48.0
BUILT-IN DIMENSIONS					
Height x Width x Depth (mm)	1780 x 560 x 550	1780 x 560 x 550	1780 x 560 x 550	1780 x 560 x 550	1446 x 560 x 550
Door Fixing	Slider	Slider	Slider	Slider	Slider
PACKAGING INFORMATION					
Height x Width x Depth (mm)	1840 x 590 x 600	1860 x 610 x 620	1840 x 590 x 600	1860 x 610 x 620	1530 x 610 x 620
Gross Weight Kg	61.5	62.0	59.0	62.0	52.0
LITERATURE SUPPLIED					
Operation and instruction manuals	•	•	•	•	•

	In-column larder fridge	In-column Freezer	In-column fridge with 4 star freezer	In-column larder fridge	In-column freezer	Under counter fridge with 4 star freezer	Under counter larder fridge	Under counter freezer
								
	ZBA32050SA	ZBF22451SA	ZBA22420SA	ZBA15021SA	ZBF11420SA	ZQA12430DA	ZQA14030DA	ZQF11430DA
FRIDGE FEATURES								
Defrost	auto		auto	auto		auto	auto	
Adjustable thermostat coin / knob	Electronic		Knob	Knob		Knob	Knob	
Quick chill	•							
Dairy compartment			•	•		•	•	
Full width door shelves	4		4	3		2	2	
Glass shelves (full depth)	6		3	4		1	2	
Flexible shelf positions	•		•	•		•	•	
Full width transparent salad bin	•		•	•		•	•	
Interior light	LED		•	•		•	•	
Egg tray	•		•	•		•	•	
FREEZER FEATURES								
Defrost - freezer		Frost Free	manual		manual	manual		manual
Electronic temperature controls		Touch control			•			•
Adjustable thermostat coin / knob					Knob			Knob
On LED (Green)		•			•			•
Quick Freeze Function with timed auto switch off		•			•			•
Fast freeze LED (Yellow)		•			•			•
High temperature warning LED (Red)					•			•
High temperature warning audible buzzer		•						•
Door open warning audible buzzer		•						•
Freezer compartments (flap / drawers)		2/5	1/0		1/3	1/0		0/4
Transparent freezer compartments		•						•
Freezer calendar		•			•			
Ice scraper		•			•			•
OTHER FEATURES								
Adjustable feet						•	•	•
Reversible Doors	•	•	•	•	•		•	•
100% CFC free	•	•	•	•	•	•	•	•
100% HFC free	•	•	•	•	•	•	•	•
Matching fridge / freezer	ZBF22451SA	ZBA32050SA		ZBF11420SA	ZBA15020SA		ZQF11430DA	ZQA14030DA
Gross capacity fridge litres (cu.ft)	323 (11.4)		198 (7.0)	147 (5.2)		105 (3.7)	140 (5.0)	
Net capacity fridge litres (cu.ft)	319 (11.3)		193 (6.8)	146 (5.1)		100 (3.6)	136 (4.8)	
Gross capacity freezer litres (cu.ft)		220 (7.8)	17 (0.6)		110 (3.9)	17 (0.6)		108 (3.8)
Net capacity freezer litres (cu.ft)		210 (7.4)	17 (0.6)		94 (3.3)	17 (0.6)		98 (3.5)
Frozen food rating		4 star	4 star		4 star	4 star		4 star
PERFORMANCE								
Annual energy consumption (kWh) 2)	143	308	236	123	110	184	124	198
Energy efficiency class	A+	A+	A+	A+	A+	A+	A+	A+
Energy efficiency index (%)	41.68	41.9	43.8	41.8	43.9	43.8	43.8	43.8
Climate class	SN-ST	SN-T	SN-ST	SN-T	SN-T	SN-ST	SN-ST	SN-ST
Noise (dB (A))	33	39	36	38	36	40	36	38
Freezing capacity (kg/24hr)		20	2	N/A	16	2.5	N/A	18
Power cut safe rising time (hr)		24	12	N/A	20	13	N/A	29
Minimum ambient temperature (°C)	10	10	10	10	10	10	10	10
ELECTRICAL CONNECTION								
Connected load Watts	120	150	160	80	100	110	120	130
Fuse rating A	13	13	13	13	13	13	13	13
PRODUCT DIMENSIONS								
Height x Width x Depth (mm)	1772 x 547 x 547	1772 x 547 x 547	1218 x 540 x 549	873 x 540 x 549	873 x 540 x 547	815/868 x 596 x 550	815/868 x 596 x 550	815/868 x 596 x 550
Net Weight Kg	59.5	60.0	43.0	31.0	33.5	37.0	34.0	38.0
BUILT-IN DIMENSIONS								
Height x Width x Depth (mm)	1780 x 560 x 550	1780 x 560 x 550	1225x 560 x 550	880 x 560 x 550	880 x 560 x 550	820/870 x 600 x 550	820/870 x 600 x 550	820/870 x 600 x 550
Door Fixing	Slider	Slider	Slider	Slider	Slider	Door on door	Door on door	Door on door
PACKAGING INFORMATION								
Height x Width x Depth (mm)	1840 x 590 x 600	1840 x 590 x 600	1300 x 590 x 600	925 x 586 x 630	960 x 600 x 620	880 x 640 x 620	880 x 640 x 620	880 x 640 x 620
Gross Weight (kg)	61.5	62.0	44.5	32.0	62.0	38.0	35.0	39.0
LITERATURE SUPPLIED								
Operation and instruction manuals	•	•	•	•	•	•	•	•

1) Energy efficiency class based on a scale of A+ (most efficient) to G (least efficient)  
2) Based on standard test results for 24 hours in accordance with EN153. Actual consumption will depend on how the appliance is used and where it is located  
3) Time for food temperature to rise from -18°C to -9°C with the power off and the door remaining closed  
4) Climate class - the product is suitable for use in ambient temperatures of SN: 10-32°C, N:16-32°C, ST: 18-38°C, T: 18-43°C





# EASY COOKING

Choose the oven that's right for you and pair it with one of our latest hobs. You can even add a stylish hood to complete the look.

Our freestanding cookers are full of ways to make it easy to cook a delicious meal, whether it's just for you or for friends and family. So you have more time to sit back and relax.

1



DOWNLOAD FREE  
LAYAR APP

2



SCAN PAGES WITH  
LAYAR LOGO

3



DISCOVER MORE

## EASY TIPS

Place a wooden spoon over your pot and it will stop the water from boiling over.



Follow the #EasyTeam  
[easytips.tumblr.com](http://easytips.tumblr.com)



Freestanding cookers	62
Built-in ovens	72
Built-in compacts and microwaves	88
How they compare	94
Hobs	102
How they compare	126
Hoods	132
How they compare	144

# A GUIDE TO OUR COOKING ICONS

What do the new Zanussi cooking appliances do and why? Here's your quick guide to our handy functions and features.



## FAST



### ThermaFlow®

Imagine the convenience of being able to cook your main meal, pudding and garlic bread at the same time. The clever placement of the fan ensures no transfer of flavour or taste from one dish to another. Lower cooking temperatures and shorter cooking times, helps you save time and money.



### Auto Cook

Ideal if you want to come home to a hot meal, some of our ovens have a fully programmable timer which can cook your food and automatically switch off when you tell it too, giving you more time to relax.



### Thermal Grilling

Relax at the weekend with a hassle-free traditional all day breakfast. Thermal grilling uses the fan and grill to cook all your food at once without needing to turn it, saving you time!



### Defrost

So gentle it doesn't even melt cream, delicate foods like gateau can be defrosted in half the time!



## HANDY



### Pizza Oven

Bring Italy to your home, creating delicious Italian style pizzas with crisp bases and moist melted toppings every time. Not limited to pizzas, this oven will also give wonderful results for flans and quiches.



### Top Heat

For a mouth-watering finish to foods like lemon meringue and shepherds pie, top heat browns gently for great results.



### Bottom Heat

Great for re-heating pies and pasties, bottom heat keeps the base crispy. At low temperatures, it's ideal for plate warming too.



### Catalytic Liners

These special liners on the top, sides and back of the oven absorb grease and at high temperatures the grease oxidises. A great help with cleaning the oven, saving you time.



### Slow Cook

Come home to a tasty casserole or slow roast with the convenience of Zanussi's slow cook.



### MultiZone Oven

MultiZone oven, hotter at the top, cooler at the bottom - ideal for cooking Sunday lunch.

## WHAT TO LOOK OUT FOR...



**Fast.** Clever Zanussi features to get things done quicker.



**Handy.** The things you couldn't live without.



**Simple.** The touches that make Zanussi so easy to use.



**Smart.** Practical solutions from great Zanussi thinking.



## SIMPLE



### Cooler to Touch

For added safety our oven doors are air cooled, reducing the external touch temperature.



### Conventional

Great for one shelf cooking. This oven is hotter at the top and cooler at the bottom.



### Grilling

Cook large or small portions in a healthy and convenient way with the full or economy grill setting.



### Induction

Induction cooking is nearly twice as fast as using gas. Go from simmering to boiling in an instant. Plus it's really safe to use and so easy to clean, the ultimate convenience in hob cooking.



## SMART



### A-20% Energy Rating

A-20% means 20% more efficient than A rating for super efficiency.



### 25% Steam

By using 25% Steam in your normal cooking process, you ensure that you get succulent and moist food on the inside whilst getting the golden brown colour/crust on the outside.



### Fingerprint Proof Stainless Steel

Zanussi ovens feature a special anti-fingerprint finish which means even in the busiest kitchens our oven stays free from messy finger marks.



### Large Cavity

Some of our cookers feature a large-capacity main oven, which is specially designed to cook several different dishes at once, taking all the stress out of preparing a meal.



### Multifunction Cooking Options

Make cooking a more enjoyable part of your life with a multifunction oven, which combines the benefit of fan and conventional ovens with additional functions like pizza and thermal grilling. Experiment and get the best results for all your different recipes and dishes.



# FREESTANDING COOKERS MADE EASY



## FAMILY SIZED CAPACITY

You can cook more in one go with our new range of freestanding cookers. Whether it's starters, main and dessert or up to three large pizzas all at once, our XXL oven cavity offers a choice of 5 shelf positions with three cooking levels, flexibility for any occasion.

## EASY TO CLEAN

These special liners on the top, sides and back of the oven absorb grease and at high temperatures the grease oxidises. A great help with cleaning the oven, saving you time.



## PERFECT COOKING RESULTS

Imagine the convenience of being able to cook your main meal, pudding and garlic bread at the same time. The clever placement of the fan ensures no transfer of flavour or taste from one dish to another. Lower cooking temperatures and shorter cooking times, helps you save time and money.



## RESPONSIVE HEAT

Induction cooking is nearly twice as fast as using gas. Go from simmering to boiling in an instant. Plus it's really safe to use and so easy to clean, the ultimate convenience in hob cooking.





FREESTANDING COOKING: **ELECTRIC COOKERS**

**ZCI68300XA / BA / WA**



Induction cooking is nearly twice as fast as using gas. Go from simmering to boiling in an instant. Plus it's really safe to use and so easy to clean, the ultimate convenience in hob cooking.

Ideal if you want to come home to a hot meal, Auto Cook is a fully programmable timer which can cook your food and automatically switch off when you tell it to, giving you more time to relax.

**Cooker features**

- 4 Fast Induction zones in 2 sizes with zone timers and Stop+Go
- ThermaFlow® fan cooking system for an even cooking temperature
- Fully programmable main oven timer
- Catalytic liners for assisted cleaning

**Top cavity features**

- Large 37 litre top oven
- Conventional cooking
- Separate electric grill

**Main oven features**

- Large 69 litre main oven
- ThermaFlow® Fan cooking system
- Fan controlled defrosting

**Additional specification**

- Soft design control panel for easy cleaning and clearer temperature control
- Full width grill / roasting pan
- Easy to clean ceramic surface
- Air cooled double glazed doors
- Removable glass panes

**Colour Options**

- ZCI68300XA - Stainless steel
- ZCI68300BA - Black
- ZCI68300WA - White



**ZCV68310XA / WA**



Make cooking a more enjoyable part of your life with this multifunction oven, which combines the benefit of fan and conventional ovens with additional functions like pizza and thermal grilling. Experiment and get the best results for all your different recipes and dishes.

Ideal if you want to come home to a hot meal, Auto Cook is a fully programmable timer which can cook your food and automatically switch off when you tell it to, giving you more time to relax.

**Cooker features**

- 4 Fast Ceramic zones in 2 sizes
- Multifunction cooking options
- ThermaFlow® fan cooking system for an even cooking temperature
- Fully programmable main oven timer
- Catalytic liners for assisted cleaning

**Top cavity features**

- Large 37 litre top oven
- Conventional cooking
- Separate electric grill

**Main oven features**

- Large 69 litre main oven
- ThermaFlow® Fan cooking system
- Fan controlled defrosting

**Additional specification**

- Soft design control panel for easy cleaning and clearer temperature control
- Full width grill / roasting pan
- Easy to clean ceramic surface
- Hot hob indicator
- Air cooled double glazed doors
- Removable glass panes

**Colour Options**

- ZCV68310XA - Stainless steel
- ZCV68310WA - White



FREESTANDING COOKING: **ELECTRIC COOKERS**

**ZCV667MXC / NC / ZCV665MWC**



Ideal if you want to come home to a hot meal, Auto Cook is a fully programmable timer which can cook your food and automatically switch off when you tell it to, giving you more time to relax.

ThermaFlow® fan oven, the clever placement of the fan ensures no transfer of flavour from one dish to another. Lower cooking temperatures and shorter cooking times, help you save time and money.

**Cooker features**

- 4 Fast Ceramic zones in 2 sizes
- ThermaFlow® fan cooking system for an even cooking temperature
- Fully programmable main oven timer
- Catalytic liners for assisted cleaning

**Top cavity features**

- Large 37 litre top oven
- Conventional cooking
- Separate electric grill

**Main oven features**

- Large 74 litre main oven
- ThermaFlow® Fan cooking system
- Fan controlled defrosting

**Additional specification**

- Soft design control panel for easy cleaning and clearer temperature control
- Full width grill / roasting pan
- Easy to clean ceramic surface
- Hot hob indicator
- Air cooled double glazed doors
- Removable glass panes

**Colour Options**

- ZCV667MXC - Stainless steel
- ZCV667MNC - Black
- ZCV665MWC - White



**ZCV551MXC / WC / NC**



Ideal if you want to come home to a hot meal, Auto Cook is a fully programmable timer which can cook your food and automatically switch off when you tell it to, giving you more time to relax.

ThermaFlow® fan oven, the clever placement of the fan ensures no transfer of flavour from one dish to another. Lower cooking temperatures and shorter cooking times, help you save time and money.

**Cooker features**

- 4 Fast Ceramic zones in 2 sizes
- ThermaFlow® fan cooking system for an even cooking temperature
- Fully programmable main oven timer
- Catalytic liners for assisted cleaning

**Top cavity features**

- Large 37 litre top oven
- Conventional cooking
- Separate electric grill

**Main oven features**

- Large 74 litre main oven
- ThermaFlow® Fan cooking system
- Fan controlled defrosting

**Additional specification**

- Soft design control panel for easy cleaning and clearer temperature control
- Full width grill / roasting pan
- Easy to clean ceramic surface
- Hot hob indicator
- Air cooled double glazed doors
- Removable glass panes

**Colour Options**

- ZCV551MXC - Stainless steel
- ZCV551MNC - Black
- ZCV551MWC - White



FREESTANDING COOKING: **GAS COOKERS**

**ZCG664GXC / NC / WC**



This cooker has special liners on the top, sides and back of the ovens which absorb grease. At high temperatures the grease oxidises. A great help with cleaning the oven and saves you time!

Electronic minute minder, great for reminding you to check on the progress of your meal and acts as a clock too.

**Cooker features**

- 4 Gas burners in 3 sizes
- MultiZone cooking system, hotter and the top and cooler at the bottom
- Electronic minute minder
- Catalytic liners for assisted cleaning

**Top cavity features**

- Large 34 litre top oven
- Allows you to cook traditional food with perfect results
- Separate gas grill

**Main oven features**

- Large 79 litre main oven

**Additional specification**

- Soft design control panel for easy cleaning and clearer temperature control
- Full width grill / roasting pan
- Automatic Ignition for instantaneous oven and hob gas lighting
- Air cooled double glazed doors
- Gas safety cut out system
- Removable glass panes

**Colour Options**

- ZCG664GXC - Stainless steel
- ZCG664GNC - Black
- ZCG664GWC - White



**ZCG552GXC / NC / WC**



This cooker has special liners on the top, sides and back of the ovens which absorb grease. At high temperatures the grease oxidises. A great help with cleaning the oven and saves you time!

Electronic minute minder, great for reminding you to check on the progress of your meal and acts as a clock too.

**Cooker features**

- 4 Gas burners in 3 sizes
- MultiZone cooking system, hotter and the top and cooler at the bottom
- Electronic minute minder
- Catalytic liners for assisted cleaning

**Top cavity features**

- Large 34 litre top oven
- Allows you to cook traditional food with perfect results
- Separate gas grill

**Main oven features**

- Large 79 litre main oven

**Additional specification**

- Soft design control panel for easy cleaning and clearer temperature control
- Full width grill / roasting pan
- Automatic Ignition for instantaneous oven and hob gas lighting
- Air cooled double glazed doors
- Gas safety cut out system
- Removable glass panes

**Colour Options**

- ZCG552GXC - Stainless steel
- ZCG552GNC - Black
- ZCG552GWC - White





FREESTANDING COOKING: DUAL FUEL COOKERS

ZCK68300W / X / B



This dual fuel cooker provides the best of both, combining a gas hob which offers fast heat and is easy to control and electric ovens with ThermaFlow® technology giving you an even heat distribution throughout the oven.

Ideal if you want to come home to a hot meal, Auto Cook is a fully programmable timer which can cook your food and automatically switch off when you tell it to, giving you more time to relax.

Cooker features

- 4 Gas burners in 3 sizes
- ThermaFlow® fan cooking system for an even cooking temperature
- Fully programmable main oven timer
- Catalytic liners for assisted cleaning

Top cavity features

- Large 37 litre top oven
- Allows you to cook traditional food with perfect results
- Separate gas grill

Main oven features

- Large 74 litre main oven
- ThermaFlow® Fan cooking system
- Fan controlled defrosting

Additional specification

- Soft design control panel for easy cleaning and clearer temperature control
- Full width grill / roasting pan
- Automatic Ignition for instantaneous oven and hob gas lighting
- Air cooled double glazed doors
- Gas safety cut out system
- Removable glass panes

Colour Options

- ZCK68300X - Stainless steel
- ZCK68300B - Black
- ZCK68300W - White



COOKING

# BUILT-IN OVENS MADE EASY



## COOK MORE IN ONE GO

Can they cook more in one go? Yes, such as a roast chicken and a leg of lamb at the same time. Or up to five large pizzas. And with the largest baking tray (25% bigger than standard), you can also bake more at once. Our ovens have up to five shelf positions, for even more flexibility.



XXL BAKING TRAY


## THE OVEN CLEANS ITSELF

Never scrub again! Set the Auto cleaning function and your oven cavity will heat up to 500°C, reducing fat/grease into fine ash that is easily wiped away. Our range also offers a choice of models with easy to clean enamel, or catalytic liners that oxidize grease and food residue to make cleaning easy.



## STEAM COOKING

Steam cooking brings out more taste as it locks in flavours, juices and the natural goodness of food. Simply add steam to hot air to cook mouth-watering meals. Now you can enjoy steam and heat in combination, and conventional cooking too, all in one single oven. Just switch between conventional cooking and added steam at the touch of a button. Easy.

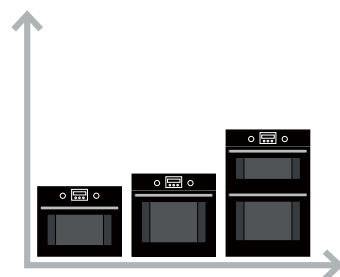




# 5 EASY TIPS FOR CHOOSING YOUR OVEN

These five easy tips should help you find the oven that suits your kitchen, your food and the way you like to cook.

## 1 WHAT SIZE DO YOU NEED?



- Just measure the space you've got available in your kitchen to see whether a Single, Double or Compact size is the best fit.
- The main difference between sizes is their height (Single = 60cm tall; Double = 72cm or 80cm; Compact = 45cm) and capacity – their depths and widths are pretty much the same.

## 2 WHERE WILL THE OVEN GO?



- You've got two basic choices for the position of your oven: built-in to a cabinet above waist height or built-under a worktop below waist height.
- With built-in ovens, a model with a swing door allows you to stand closer for easier putting in and taking out of dishes.

## 3 HOW DO YOU COOK YOUR FOOD?




- If you do a lot of grilling, choose an oven with a separate grill to get more space and flexibility.
- If you like roasting your food, a conventional oven is ideal.
- If you're into baking or want speedy oven cooking, fan ovens not only cook more evenly, but heat up 25% quicker.
- Like grilling and roasting and baking? No problem. Choose a multifunction oven and you can cook whichever way you want.
- If you'd like to get even more flavour and nutrients from your food, go for an oven with the extra Steam option – they're also ideal for defrosting.

## 4 HOW MUCH DO YOU COOK?



- An oven's capacity is the usable size of its cavity, measured in litres – the bigger your meals, the more capacity you'll need.
- For meals for 1-2 people, a capacity of 35-40 litres is fine.
- For 3-4 people, go for 40-70 litres.
- For 4 or more people, choose a 70+ litre capacity.
- The number of shelves also affects how much you can cook at a time. If they are removable, the more shelves the better.

## 5 EASY CLEANING?



- If cleaning isn't your thing, choose an easy cleaning oven.
- Models with catalytic liners absorb grease and fat splashes, and the liners can be replaced when they eventually need to be.
- Top range models use a high temperature pyrolytic system which turns dirt into ash that you simply wipe away – apart from the cloth for wiping away the ash, no cleaning products are needed.



ZOS37902XD



By using 25% Steam in your normal cooking process you ensure that you get succulent and moist food on the inside, whilst getting the golden brown colour/crust on the outside.

Bake, Grill, Roast and Steam with this oven.

Specifications

- Quarter steam function
- Extra large 74 litre oven capacity
- Fully programmable oven timer with amber LEDs
- ThermaFlow® fan cooking, saving you time
- Multifunction oven, including Pizza oven and Thermal grilling
- Fan controlled defrosting
- Full variable grill
- 2 oven shelves
- Bright oven light
- Air cooled triple glazed door
- Please ensure you always grill with the oven door closed for safety and economy

Colour Options

ZOS37902XD - Stainless Steel



ZOP38903XD



Imagine an oven that cleans itself! At the touch of a button this pyrolytic oven cleans itself, leaving behind only a fine ash, which can be simply wiped away.

Make cooking a more enjoyable part of your life with a multifunction oven, which combines the benefits of the fan and conventional oven for added flexibility.

Specifications

- Extra large 74 litre oven capacity
- Fully programmable oven timer with amber LEDs
- ThermaFlow® fan cooking, saving you time
- Simple push button digital controls with large display
- Multifunction oven, including Pizza oven and Thermal grilling
- Fan controlled defrosting
- Full variable grill
- Fast heat-up function
- Air cooled quadruple glazed door
- 2 oven shelves
- Bright oven light
- Child lock for added safety
- Please ensure you always grill with the oven door closed for safety and economy

Colour Options

ZOP38903XD - Stainless Steel



COOKING: SINGLE OVENS

ZOP37902XK



Imagine an oven that cleans itself! At the touch of a button this pyrolytic oven cleans itself, leaving behind only a fine ash, which can be simply wiped away.

The temperature of the door and frame on this oven always stay safely low.

Specifications

- Extra large 74 litre oven capacity
- Fully programmable oven timer with amber LEDs
- ThermaFlow® fan cooking, saving you time
- Multifunction oven, including Pizza oven and Thermal grilling
- Fan controlled defrosting
- Full variable grill
- 2 oven shelves
- Bright oven light
- Air cooled triple glazed door
- Please ensure you always grill with the oven door closed for safety and economy

Colour Options

ZOP37902XK - Stainless Steel  
ZOP37902BK - Black



For installation diagrams see page 101

ZOA35802XD



Make cooking a more enjoyable part of your life with a multifunction oven, which combines the benefits of the fan and conventional oven for added flexibility.

ThermaFlow® fan cooking, the clever placement of the fan ensures no transfer of flavour from one dish to another. Lower cooking temperatures and shorter cooking times, help you save time and money.

Specifications

- Extra large 74 litre oven capacity
- Heat activated Catalytic liners, a great help with cleaning
- Retractable oven controls
- Multifunction oven, including Pizza oven and Thermal grilling
- Fan controlled defrosting
- Full variable grill
- Fully programmable oven timer with amber LEDs
- Bright oven light
- 2 oven shelves
- Air cooled double glazed door
- Please ensure you always grill with the oven door closed for safety and economy

Colour Options

ZOA35802XD - Stainless Steel  
ZOA35802BK - Black



For installation diagrams see page 101

ZOA35502XD



Make cooking a more enjoyable part of your life with a multifunction oven, which combines the benefits of the fan and conventional oven for added flexibility.

Specifications

- Extra large 74 litre oven capacity
- ThermaFlow® fan cooking, saving you time
- Retractable oven controls
- Fan controlled defrosting
- Full variable grill
- Economy variable grill
- Fully programmable oven timer with amber LEDs
- Clean 'n' clear enamel interior
- Air cooled double glazed door
- 2 oven shelves
- Bright oven light
- Please ensure you always grill with the oven door closed for safety and economy

Colour Options

ZOA35502XD - Stainless Steel



For installation diagrams see page 101



ZOB35301XK



Auto Cook is ideal if you want to come home to a hot meal, some of our ovens have a fully programmable timer which can cook your food and automatically switch off when you tell it too, giving you more time to relax.

Specifications

- Large 70 litre oven capacity
- ThermaFlow® fan cooking, saving you time
- Rotary oven controls
- Fan controlled defrosting
- Full variable grill
- Fully programmable oven timer with amber LEDs
- Bright oven light
- Clean 'n' clear enamel interior
- Air cooled double glazed door
- Please ensure you always grill with the oven door closed for safety and economy

Colour Options

ZOB35301XK - Stainless Steel  
ZOB35301WK - White  
ZOB35301BK - Black

For installation diagrams see page 101



ZOB31301XK



With simple controls that give excellent results, this functional oven offers stress free food!

Specifications

- Large 70 litre oven capacity
- ThermaFlow® fan cooking, saving you time
- Rotary oven controls
- Fan controlled defrosting
- Minute minder
- Variable grill
- 2 oven shelves
- Clean 'n' clear enamel interior
- Air cooled double glazed door
- Please ensure you always grill with the oven doors closed for safety and economy

Colour Options

ZOB31301XK - Stainless Steel  
ZOB31301WK - White

For installation diagrams see page 101



COOKING: SINGLE OVENS



ZOA35525XK



Side opening oven door with hinge on the left hand side. Allows easy access to the food.

Specifications

- Multifunction oven
- Heat activated Catalytic liners, a great help with cleaning
- ThermaFlow® fan cooking, saving you time
- Rotary oven controls
- Fan controlled defrosting
- Full variable grill
- Turbo grilling
- Fully programmable oven timer with red LEDs
- Air cooled double glazed door
- Please ensure you always grill with the oven door closed for safety and economy

Colour Options

ZOA35525XK - Stainless Steel  
right sided handle  
ZOA35525WK - White  
right sided handle

For installation diagrams see page 101



ZOA35526XK



Side opening oven door with hinge on the right hand side. Allows easy access to the food.

Specifications

- Multifunction oven
- Heat activated Catalytic liners, a great help with cleaning
- ThermaFlow® fan cooking, saving you time
- Rotary oven controls
- Fan controlled defrosting
- Full variable grill
- Turbo grilling
- Fully programmable oven timer with red LEDs
- Air cooled double glazed door
- Please ensure you always grill with the oven door closed for safety and economy

Colour Options

ZOA35526XK - Stainless Steel  
left sided handle  
ZOA35526WK - White  
left sided handle

For installation diagrams see page 101



COOKING: **BUILT-IN DOUBLE OVEN**

**ZOD35712XK**



Two cavities provides you with more space and gives you the option to bake and grill at the same time.

Make cooking a more enjoyable part of your life with a multifunction oven, which combines the benefits of the fan and conventional oven for added flexibility.

**Specifications**

- Retractable oven controls
- Heat activated catalytic cleaning
- Fully programmable timer with amber LEDs
- Air cooled double glazed door

**Top Oven Functions**

- 5 top oven functions, including:
  - Bottom heat
  - Top heat
  - Conventional cooking
  - Economy variable grill

- 1 oven shelf

**Main Oven Functions**

- 7 main oven functions, including:
  - Thermal grilling
  - Top heat
  - Bottom heat
  - ThermaFlow® fan operated cooking
  - Conventional cooking
  - Economy variable grill
- 2 oven shelves
- Please ensure you always grill with the oven door closed for safety and economy

**Colour Options**

ZOD35712XK - Stainless Steel  
ZOD35712BK - Black



COOKING: **BUILT-IN/UNDER COUNTER DOUBLE OVENS**

**ZOD35511XK**



Two cavities provides you with more space and gives you the option to bake and grill at the same time.

ThermaFlow® fan cooking ensures no transfer of flavour from one dish to another. Lower cooking temperatures and shorter cooking times, help you save time and money.

**Specifications**

- Rotary oven controls
- Fully programmable timer with amber LEDs
- Clean 'n' clear enamel interior in both ovens
- Air cooled double glazed door

**Top Oven Functions**

- 5 top oven features, including:
  - Economy variable grill
  - Conventional cooking
  - Bottom heat
  - Top heat

- 1 oven shelf

**Main Oven Functions**

- 2 main oven functions:
  - ThermaFlow® fan operated cooking
  - Defrost
- Full width grill/meat pan
- 2 oven shelves
- Please ensure you always grill with the oven door closed for safety and economy

**Colour Options**

ZOD35511XK - Stainless Steel  
ZOD35561WK - White





COOKING: UNDER COUNTER DOUBLE OVENS

ZOF35712XK



Make cooking a more enjoyable part of your life with a multifunction oven, which combines the benefits of the fan and conventional oven for added flexibility.

ThermaFlow® fan cooking ensures no transfer of flavour from one dish to another. Lower cooking temperatures and shorter cooking times, help you save time and money.

Specifications

- Heat activated catalytic liners, a great help with cleaning
- Retractable oven controls
- Fully programmable timer with amber LEDs
- Air cooled double glazed door

Top Oven Functions

- 7 top oven features:
  - Conventional cooking
  - Economy variable grilling
  - Bottom heat
  - Top heat
- 1 oven shelf

Main Oven Functions

- 5 main oven features, including:
  - Pizza oven
  - Thermal grilling
  - ThermaFlow® fan operated cooking
  - Economy variable grill
  - Top heat
  - Bottom heat
- Full width grill/meat pan
- 2 oven shelves
- Air cooled double glazed door
- Please ensure you always grill with the oven door closed for safety and economy

Colour Options

ZOF35712XK - Stainless Steel



ZOF35511XK



ThermaFlow® fan cooking ensures no transfer of flavour from one dish to another. Lower cooking temperatures and shorter cooking times, help you save time and money.

Two cavities provides you with more space and gives you the option to bake and grill at the same time.

Specifications

- Heat activated catalytic liners, a great help with cleaning
- Rotary oven controls
- Fully programmable timer with amber LEDs
- Air cooled double glazed door

Top Oven Functions

- 5 top oven features, including:
  - Economy variable grill
  - Conventional cooking
  - Bottom heat
  - Top heat
- 1 oven shelf

Main Oven Functions

- 2 main oven functions:
  - ThermaFlow® fan operated cooking
  - Defrost
- Full width grill/meat pan
- 2 oven shelves
- Please ensure you always grill with the oven door closed for safety and economy

Colour Options

ZOF35511XK - Stainless Steel  
ZOF35511WK - White



ZOE35511XK



Two cavities provides you with more space and gives you the option to bake and grill at the same time.

ThermaFlow® fan cooking ensures no transfer of flavour from one dish to another. Lower cooking temperatures and shorter cooking times, help you save time and money.

Specifications

- Rotary oven controls
- Fully programmable timer with amber LEDs
- Clean 'n' clear enamel liners
- Air cooled double glazed door

Top Oven Functions

- 5 top oven features, including:
  - Conventional cooking
  - Economy variable grill
  - Bottom heat
  - Top heat
- 1 oven shelf

Main Oven Functions

- 2 main oven functions:
  - ThermaFlow® fan operated cooking
  - Defrost
- Full width grill/meat pan
- 2 oven shelves
- Please ensure you always grill with the oven door closed for safety and economy

Colour Options

ZOE35511XK - Stainless Steel



# BUILT-IN COMPACTS & MICROWAVES MADE EASY



## DESIGN ALIGNMENT

The control panel height, the user interface, handles and trays are fully aligned across the compact range. The design is also aligned with the standard size oven giving you more flexibility to design your kitchen.

## EASY FEATURES

Cool to touch door. Anti-finger print stainless steel. Easy to clean enamel cavity. Easy to clean inner door. Some of our models have pop-in, pop-out knobs that leave a smooth, easy-to-wipe surface.

## COMBI

Size does not always matter! This compact oven offers the same multi-function cooking possibilities you'll find in larger models, and also features all the benefits of a built-in microwave oven. Perfect for those who have limited space, but want maximum cooking ease and convenience.



## MULTIPLUS

Get more from your Multiplus oven at any cooking level. The Multiplus oven with ring element offers the ideal cooking function for any recipe, and its even heat distribution system lets you cook on several levels at once.



## BAKE, ROAST - OR GRILL!

This versatile, compact little oven boasts a great grill function, so whether you need to bake, roast or grill, it's got it covered.



# A GUIDE TO OUR MICROWAVE ICONS

What do the new Zanussi Quadro™ microwave appliances do and why? Here's your quick guide to our handy functions and features.

## WHAT TO LOOK OUT FOR...



**Fast.** Clever Zanussi features to get things done quicker.



**Handy.** The things you couldn't live without.



**Simple.** The touches that make Zanussi so easy to use.



**Smart.** Practical solutions from great Zanussi thinking.



## FAST



### Microwave

An invaluable asset in your kitchen, a microwave cooks food quickly and safely, with low energy consumption saving you money.



## HANDY



### Microwave and Grill

Great for your Sunday breakfast or cheese on toast, the dual microwave and grill option offers traditional grilling and browning in a fraction of the usual time.



## SIMPLE



### Grill

The efficiency of closed door grilling with all Zanussi microwaves allows you to cook large or small portions in a healthy and convenient way.



## SMART



### Auto Programmes

Take the guesswork away with Zanussi's auto programmes, designed to cook or defrost your food at the touch of a button.



### Combination Microwave

Ideal for traditional baking and roasting, combining the microwave with a fan oven allows you to cook in half the time.



### ThermaFlow® Fan Cooking

The clever placement of the fan ensures no transfer of flavour or taste from one dish to another. Lower cooking temperatures and shorter cooking times helps you save time and money.

BUILT-IN COOKING: MICROWAVES

ZKC44500XA



Our modern Quadro™ design with drop down door looks stylish in any setting but especially when combined, in column, with a Zanussi Quadro™ oven.



Specifications

- Extra large family sized microwave, giving you the added flexibility of being able to cook more at one time
- Microwave and ThermaFlow® fan cooking
- 5 auto defrost by weight programmes
- 1500w hinged grill
- 24 hour digital clock in amber LED with auto timer
- Quick start function
- Audible cooking end signal
- Internal halogen light
- Stainless steel interior
- Drop down oven door
- Accessories include glass microwave dish, baking tray and grill

Colour Options

ZKC44500XA - Stainless Steel



ZBG2654XA



The smart electronic controls make it easy to select the right programme.

Specifications

- 8 auto cook by weight programmes
- 7 auto defrost by weight programmes
- 1000w hinged grill
- 24 hour digital clock in amber LED with auto timer
- Quick start function at full power in 30 second intervals
- Child lock - for safety
- Audible cooking end signal
- Stainless steel interior
- Rectangular grill rack
- Internal light

Colour Options

ZBG26542XA - Stainless Steel



ZBM26542XA



An invaluable asset in your kitchen, a microwave cooks food quickly and safely, with low energy consumption saving you money.

Specifications





- 7 auto cook by weight programmes and 4 auto defrost by weight programmes
- 7 auto defrost by weight programmes
- Electronic controls
- 24 hour digital clock in amber LED with auto timer
- Quick start function at full power in 30 second intervals
- Child lock - for safety
- Audible cooking end signal
- Internal light
- Easy clean interior
- Push button door opening




Colour Options

ZBM26542XA - Stainless Steel  
ZBM26542BA - Black












FREESTANDING COOKING: ELECTRIC COOKERS

				
	ZCI68300XA / WA / BA	ZCV68310XA / WA	ZCV667MXC / NC / ZCV665MWC	ZCV551MXC / WC / NC
OVEN FUNCTION TOP/BOTTOM				
Thermaflow® Fan operated	/•	/•	/•	/•
Conventional cooking	•/	•/•	•/	•/
Thermal Grill		/•		
Full grill	•/	•/•	•/	•/
Defrost	/•	/•	/•	/•
Top heat		•/		
Bottom heat		/•		
OVEN FEATURES				
Control type	Rotary	Rotary	Rotary	Rotary
Fully programmable Timer	/•	/•	/•	/•
Electronic Minute minder	•	•	•	•
Oven doors	Double glazed	Double glazed	Double glazed	Double glazed
Catalytic liners	•/•	•/•	•/•	/•
Clear 'n' Clean enamel				•/
HOB FEATURES				
Type of Hob	Induction	Ceramic	Ceramic	Ceramic
Number of cooking zones	4	4	4	4
Stop and Go	•	-	-	-
Power Boost	•	-	-	-
Zone Timers	•	-	-	-
Front left rating (kW)	3.6	1.7	1.7	1.7
Front left Diameter (mm)	210	180	180	180
Rear left rating (kW)	2.5	1.2	1.2	1.2
Rear left Diameter (mm)	140	145	145	145
Front right rating (kW)	2.8	1.2	1.2	1.2
Front right Diameter (mm)	180	145	145	145
Rear right rating (kW)	2.8	1.7	1.7	1.7
Rear right Diameter (mm)	180	180	180	180
EQUIPMENT SUPPLIED				
Grid runners	Moulded	Moulded	Moulded	Moulded
Grill/meat pan	Full width	Full width	Full width	Full width
ENERGY INFORMATION				
Energy class	A/A-10%	A/A-10%	A/A-10%	A/A-10%
Energy efficiency class in mode	Static/Fan	Static/Fan	Static/Fan	Static/Fan
Energy consumption static/fan	0.79/0.89	0.79/0.89	0.79/0.89	0.79/0.89
ELECTRICAL CONNECTION				
Voltage	220-240	220-240	220-240	220-240
Frequency	50	50	50	50
Connected Load	12.9	11.4	11.4	11.4
Oven power (max) (kW)	3/2.5	3/2.5	3/2.5	3/2.5
Grill power (max) (kW)	2.9/-	2.9/1.9	2.7/-	1.9/-
Fuse rating	30	30	30	30
APPLIANCE DIMENSIONS				
Height (mm)	900	900	900	900
Width (mm)	600	600	600	550
Depth (mm)	600	600	600	600
Net weight (Kg)	58.25	56.5	54.85	50.86
INTERNAL DIMENSIONS (LEFT/RIGHT)				
Volume (usage) (litre)	37/74	37/69	37/74	37/74
Height (mm)	182/358	182/358	182/385	182/385
Width (mm)	447/479	447/447	447/447	447/447
Depth (mm)	439/411	439/411	439/411	439/411
PACKAGING DIMENSIONS				
Height (mm)	980	980	980	1020
Width (mm)	635	635	635	585
Depth (mm)	680	680	680	680
Gross weight (Kg)	60.25	58.4	56.85	53.00
LITERATURE SUPPLIED				
Operation and installation instructions	•	•	•	•
COLOUR				
Stainless steel	•	•	•	•
White	•	•	•	•
Black	•		•	•

			
	ZCG664GXC / WC / NC	ZCG552GXC / WC / NC	ZCK68300W / X / B
FUEL TYPE			
Natural gas	•	•	
Flame safety device using thermocouples	•	•	
TOP CAVITY FUNCTIONS			
MultiZone cooking	•	•	
Grill type	Gas	Gas	
BOTTOM CAVITY FUNCTIONS			
MultiZone cooking	•	•	
Slow cook	•	•	
OVEN FEATURES			
Control type	Rotary	Rotary	
Electronic Minute minder	•	•	
Oven doors	Double	Double	
Catalytic liners	•/•	/•	
Clear'n'Clean enamel		•/	
HOB FEATURES			
Number of cooking zones	4	4	
Lid	•	•	
Ignition type	Integrated	Integrated	
Pan supports	Enamel	Enamel	
Front left spec	Rapid	Rapid	
Front left rating (kW)	2.9	2.9	
Rear left spec	Semi-rapid	Semi-rapid	
Rear left rating (kW)	2.0	2.0	
Front right spec	Auxiliary	Auxiliary	
Front right rating (kW)	1	1	
Rear right spec	Semi-rapid	Semi-rapid	
Rear right rating (kW)	2.0	2.0	
EQUIPMENT SUPPLIED			
Grid runners	Moulded	Moulded	
Grill / meat pan	•	•	
ELECTRICAL CONNECTION			
Voltage	220-240	220-240	
Frequency	50	50	
Fuse rating	3	3	
APPLIANCE DIMENSIONS			
Height (mm)	900	900	
Width (mm)	595	550	
Depth (mm)	600	600	
Net weight (Kg)	58.1	52.6	
INTERNAL DIMENSIONS (LEFT/RIGHT)			
Volume (usage) (litre)	34/79	34/79	
Height (mm)	167/385	167/385	
Width (mm)	447/447	447/447	
Depth (mm)	439/442	439/442	
PACKAGING DIMENSIONS			
Height (mm)	1020	1020	
Width (mm)	635	585	
Depth (mm)	680	680	
Gross weight (Kg)	60	55	
LITERATURE SUPPLIED			
Operation and installation instructions	•	•	
COLOUR			
Stainless steel	•	•	
White	•	•	
Black	•	•	
OVEN FUNCTION			
Thermaflow® Fan operated			/•
Conventional cooking			•/
Thermal Grill			
Full grill			•/
Defrost			/•
Top heat			
Bottom heat			
OVEN FEATURES			
Control type			Rotary
Fully programmable Timer			/•
Electronic Minute minder			•
Oven doors			Double glazed
Catalytic liners			•/•
Clear 'n' Clean enamel			
HOB FEATURES			
Number of cooking zones			4
Lid			•
Ignition type			Integrated
Pan supports			Enamel
Front left spec			Rapid
Front left rating (kW)			2.9
Rear left spec			Semi-rapid
Rear left rating (kW)			2.0
Front right spec			Auxiliary
Front right rating (kW)			1
Rear right spec			Semi-rapid
Rear right rating (kW)			2.0
EQUIPMENT SUPPLIED			
Grid runners			Moulded
Grill / meat pan			•
ELECTRICAL CONNECTION			
Voltage			220-240
Frequency			50
Fuse rating			30
APPLIANCE DIMENSIONS			
Height (mm)			900
Width (mm)			595
Depth (mm)			600
Net weight (Kg)			58.1
INTERNAL DIMENSIONS (LEFT/RIGHT)			
Volume (usage) (litre)			34/79
Height (mm)			167/385
Width (mm)			447/447
Depth (mm)			439/442
PACKAGING DIMENSIONS			
Height (mm)			1020
Width (mm)			635
Depth (mm)			680
Gross weight (Kg)			60
LITERATURE SUPPLIED			
Operation and installation instructions			•
COLOUR			
Stainless steel			•
White			•
Black			•

BUILT-IN COOKING: SINGLE OVENS

				
	ZOP38903XD	ZOP38903XD	ZOP37902XK	ZOA35802XD/BK
OVEN FUNCTIONS				
Steam cooking	•			
ThermaFlow® fan operated cooking	•	•	•	•
Thermal grilling				•
Conventional cooking	•	•	•	•
Pizza setting		•		
Defrost	•	•	•	
Full width grill	•	•	•	•
Economy grill	•	•	•	•
Turbo grill	•	•	•	•
Bottom heat - reheat		•		•
Top heat browning				•
OVEN FEATURES				
Oven door(s)	Triple	Quadruple	Triple	Double
Interior halogen lights (Watts)	1 x 40	1 x 15	1 x 40	1 x 40
Interior lights (Position)	Back & side	Back + Side	Back & side	Back + Side
Touch controls		•		
Digital push button controls				
Retractable controls	•		•	•
Rotary controls				
Digital display	•	•	•	•
Digital temperature control	•	•	•	
Removable door	•	•	•	•
Removable glass panels		•	•	•
Cooling fan	•	•	•	•
PROGRAMMER				
Mechanical minute minder				
Fully programmable electronic clock & minute minder	•	•	•	•
CLEANING				
Pyrolytic oven cleaning		•	•	
Catalytic lining / liners				•
Easy clean enamel interior	•			
Fold down grill				•
EQUIPMENT SUPPLIED				
Optional Telescopic runners	S.RUN2FE	S.RUN2FE	S.RUN2FE	S.RUN2FE
Chrome grid runners	•	•	•	•
Grill pan and trivet	•	•	•	•
INTERNAL OVEN DIM.				
Volume (usage) (litres)	74	74	74	74
Height (mm)	357	357	357	357
Width (mm)	480	480	480	480
Depth (mm)	416	416	416	416
ENERGY INFORMATION				
Oven temperature range (°C)	30-300	30-300	30-300	50-250
Energy class	A-10%	A-20%	A-20%	A-10%
Cooktime standard load static (minutes)				
Cooktime standard load fan (minutes)				
Energy consumption static (kW/h)	0.89	0.89	0.89	0.89
Energy consumption fan (kW/h)	0.88	0.79	0.79	0.88
ELECTRICAL CONNECTION				
Connected load (kW)	2.78	3.5	3.5	2.8
Fuse rating (A)	13	16	16	13
Oven/Grill power (max) (kW)	2780/2300	3480/2300	3480/2300	2780/1700
APPLIANCE DIMENSIONS				
Height x Width x Depth (mm)	589 x 594 x 568	589 x 594 x 568	589 x 594 x 568	589 x 594 x 568
Net weight (Kg)	35.1	36.9	34.1	33.5
APERTURE DIMENSIONS 1)				
Height x Width x Depth (mm)	600 x 560 x 550	600 x 560 x 550	600 x 560 x 550	600 x 560 x 550
PACKAGING DIMENSIONS				
Height x Width x Depth (mm)	660 x 630 x 670	660 x 630 x 670	660 x 630 x 670	660 x 630 x 670
Gross weight (Kg)	35.5	38.3	35.5	34.9
SAFETY & INTERFERENCE SUPPRESSION				
Low Voltage Directive (LVD)	•	•	•	•
Electromagnetic Compatibility (EMC)	•	•	•	•
LITERATURE SUPPLIED				
Operation and installation instructions	•	•	•	•

				
ZOA35502XD	ZOB35301XK/WK/BK	ZOB31301XK/WK	ZOA35525XK	ZOA35526XK
•	•	•	•	•
			•	•
•	•	•	•	•
•	•	•	•	•
•			•	•
•				
Double	Double	Double	Double	Double
1 x 40	1 x 40	1 x 40	1 x 15	1 x 15
Back + Side	Back + Side	Back + Side	Back + Side	Back + Side
•		•	•	•
•	•			
•		•	•	•
•	•	•	•	•
•	•	•	•	•
•	•		•	•
•			•	•
•	•	•	•	•
•		•	•	•
•		•	•	•
S.RUN2FE			S.RUN2FE	S.RUN2FE
•	Stamped	Stamped	•	•
•	•	•	•	•
74	70	70	60	60
357	357	357	328	328
480	451	451	437	437
416	416	416	401	401
50-250	50-250	50-250	50-250	50-250
A-10%	A-10%	A-10%	A-10%	A-10%
		43	43	43
			41	41
0.89	0.89	0.89	0.79	0.79
0.88	0.88	0.88	0.79	0.79
2.8	2.5	2.5	2.5	2.5
13	13	13	13	13
2780/1700	2480/1700	2480/1700	2500/2450	2500/2450
589 x 594 x 568	589 x 594 x 568	589 x 594 x 568	590 x 594 x 560	590 x 594 x 560
32.8	30.6	29.8	31.8	31.8
600 x 560 x 550	600 x 560 x 550	600 x 560 x 550	600 x 560 x 550	600 x 560 x 550
660 x 630 x 670	660 x 630 x 670	660 x 630 x 670	660 x 630 x 670	660 x 630 x 670
34.2	32	31.2	33.3	33.3
•	•	•	•	•
•	•	•	•	•
•	•	•	•	•

BUILT-IN COOKING: DOUBLE OVENS



ZOD35712XK/ZOD35712BK



ZOD35511XK/ZOD35511WK

OVEN FUNCTIONS (T=TOP, M=MAIN)	T/M	T/M
ThermaFlow® fan	/ Fan + Ring	/ Fan + Ring
Conventional cooking	•/•	•/
Pizza setting		
Defrost	/•	/•
80° Keep Warm		
Full width grill	•/•	•/
Economy grill		•/
Bottom heat	•/•	•/
Top heat browning	•/	•/
Slow Cooking		
OVEN FEATURES		
Oven door(s)	Double	Double
Interior lights (Watts)	1 /1	1 /1
Interior lights (Position)	Back / Back	Back / Back
Digital Push Button Controls		
Retractable Controls	•	
Digital display	• / Amber	• / Amber
Drop down door	•	•
Cooling fan	•	•
PROGRAMMER		
Fully programmable electronic clock & minute minder	•	•
CLEANING		
Catalytic lining / liners	•	
Easy clean enamel interior		•
Fold down grill		•/
EQUIPMENT SUPPLIED		
Runner type	Grid Runners	Grid Runners
Auto-stop shelves	•	•
Grill pan and trivet	•	•
INTERNAL OVEN DIM. (T=TOP, M=MAIN)		
Volume (usage) (litres)	43/68	43/68
Height (mm)	212/368	212/328
Width (mm)	440/435	440/435
Depth (mm)	448/409	448/409
ENERGY INFORMATION		
Oven temperature range (°C)	50-275	50-275
Energy class	A/A	A/A
Cooktime standard load static (minutes)	52/49	52
Cooktime standard load fan (minutes)	NA/44	NA/44
Energy consumption static (kW/h)	0.79/0.88	790/NA
Energy consumption fan (kW/h)	NA/790	NA/790
Standby power (W)	1.3	1.3
ELECTRICAL CONNECTION		
Connected load (kW)	5.2	4.2
Fuse rating (A)	30	30
Oven power (max) (kW)	2350/2975	2350/1975
Grill power (max) (kW)	2300/2900	2300/NA
APPLIANCE DIMENSIONS		
Height x Width x Depth (mm)	888 x 594 x 548	888 x 594 x 548
Net weight (Kg)	51.5	50.45
APERTURE DIMENSIONS 1)		
Height x Width x Depth (mm)	875 x 560 x 550	875 x 560 x 550
PACKAGING DIMENSIONS		
Height x Width x Depth (mm)	965 x 660 x 705	965 x 660 x 705
Gross weight (Kg)	56.9	55.55
SAFETY & INTERFERENCE SUPPRESSION		
Low Voltage Directive (LVD)	•	•
Electromagnetic Compatibility (EMC)	•	•
LITERATURE SUPPLIED		
Operation and installation instructions	•	•



ZOF35712XK



ZOF35511XK/ZOF35501WK






ZOE35511XK

OVEN FUNCTIONS (T=TOP, M=MAIN)	T/M	T/M	T/M
ThermaFlow® fan	/ Fan + Ring	/ Fan + Ring	/ Fan + Ring
Conventional cooking	•/•	•/	•/
Pizza setting			
Defrost	/•	/•	/•
80° Keep Warm			
Full width grill	•/•	•/	•/
Economy grill			
Bottom heat	•/	•/	•/
Top heat browning	•/	•/	•/
Slow Cooking			
OVEN FEATURES			
Oven door(s)	Double	Double	Double
Interior lights (Watts)	1 /1	1 /1	1 /1
Interior lights (Position)	Side / Back	Back / Back	Back / Back
Digital Push Button Controls			
Retractable Controls	•		
Digital display	• / Amber	• / Amber	• / Amber
Compact hinge	•	•	•
Cooling fan	•	•	•
PROGRAMMER			
Fully programmable electronic clock & minute minder	•	•	•
CLEANING			
Catalytic lining / liners	•	•	
Easy clean enamel interior			•
Fold down grill			•/
EQUIPMENT SUPPLIED			
Chrome grid runners	Grid Runners	Grid Runners	Grid Runners
Chrome auto-stop non-tip shelves	•	•	•
Grill pan and trivet	•	•	•
INTERNAL OVEN DIM. (T=TOP, M=MAIN)			
Volume (usage) (litres)	40/46	40/46	40/46
Height (mm)	210/246	210/246	210/246
Width (mm)	439/441	439/441	439/441
Depth (mm)	415/410	415/410	415/410
ENERGY INFORMATION			
Oven temperature range (°C)	50-275	50-275	50-275
Energy class	A/A	A/A	A/A
Cooktime standard load static (minutes)	52	52	52
Cooktime standard load fan (minutes)	44/48	NA/48	NA/48
Energy consumption static (kW/h)	850/NA	850/NA	790/NA
Energy consumption fan (kW/h)	0,79/0,79	NA/0,79	NA/0,82
Standby power (W)	1.3	0.77	0.77
ELECTRICAL CONNECTION			
Connected load (kW)	5.2	4.2	4.2
Fuse rating (A)	30	30	30
Grill power (max) (kW)	2350/2975	2350/1075	2350/1975
Oven power (max) (kW)	2300/2900	2300/1975	2300/NA
APPLIANCE DIMENSIONS			
Height x Width x Depth (mm)	715 x 594 x 548	715 x 594 x 548	715 x 594 x 548
Net weight (Kg)	46.95	46.95	46.95
APERTURE DIMENSIONS 1)			
Height x Width x Depth (mm)	870 x 600 x 560	870 x 600 x 560	870 x 600 x 560
PACKAGING DIMENSIONS			
Height x Width x Depth (mm)	805 x 660 x 705	805 x 660 x 705	805 x 660 x 705
Gross weight (Kg)	51.8	51.8	51.8
SAFETY & INTERFERENCE SUPPRESSION			
Low Voltage Directive (LVD)	•	•	•
Electromagnetic Compatibility (EMC)	•	•	•
LITERATURE SUPPLIED			
Operation and installation instructions	•	•	•

1) Refer to user instructions before cutting out.  
2) 5.0 kW/hr.



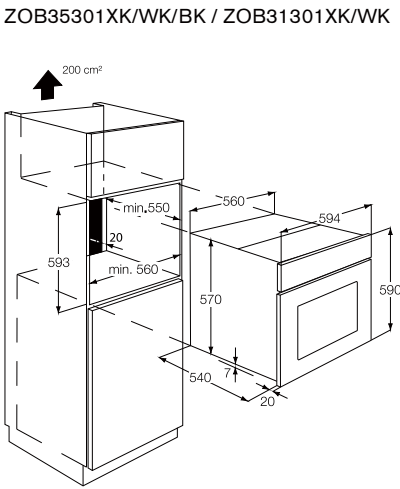
BUILT-IN COOKING: MICROWAVES

			
	ZKC44500XA	ZBG26542XA	ZBM26542XA/BA
MICROWAVE OVENS			
Combi microwave, fan oven & grill	•		
Microwave & grill		•	
Solo microwave			•
PERFORMANCE			
Microwave Output	1000	900	900
Heating Category 1)	E	E	E
Grill Output	1500	1000	
Conventional Oven Output	1600		
FEATURES			
Fully Built-In	•	•	•
Under counter installation/In column installation	•	•	•
Microwave power levels	5	5	5
Hinged grill			
Electronic Push Controls	5	6	5
Control Knobs	2	1	1
Electronic Clock/Timer	•	•	•
Programme End Signal	•	•	•
Internal Light	•	•	•
COOKING MODES			
Microwave	•	•	•
Grill	•	•	
Microwave & Grill	•	•	
Convection (Fan)	•		
Microwave & Convection	•		
Defrost	•	•	•
Auto Defrost By Weight Programmes	5	7	5
Auto Cook By Weight Programmes		8	7
Quickstart		•	•
TECHNICAL			
Total Load Rating (kW)	3400	2400	1300
Fuse (A)	15	13	13
PRODUCT DIMENSIONS			
Oven volume (gross) (litres)	38	26	26
Height x Width x Depth (mm)	455 x 594 x 542	459 x 594 x 437	459 x 594 x 437
Net Weight (kg)	35	18.5	18.5
BUILT IN DIMENSIONS 2)			
Height x Width x Depth (mm)	450 x 560 x 550	450 x 560 x 580	450 x 562 x 500
PACKAGING DIMENSIONS			
Height x Width x Depth (mm)	535 x 680 x 660	525 x 660 x 535	525 x 660 x 535
Gross weight (Kg)	38	22	21.5

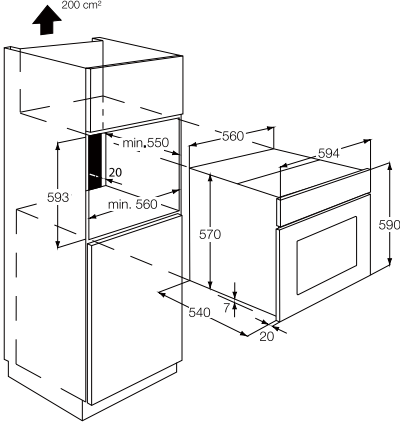
Notes

- 1) Heating category of the microwave in line with government guidelines.
- 2) Installation aperture dimensions, for full details refer to installation guidelines.

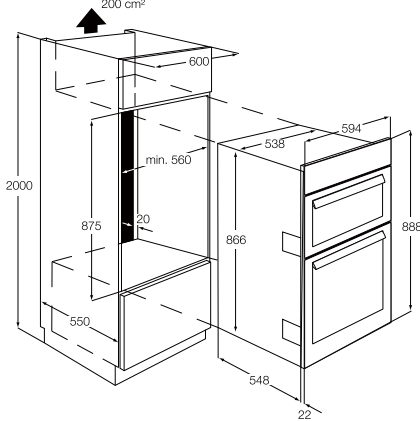
ZOS37902XD / ZOF38903XD / ZOP37902XK/BK / ZOA35802XD/BK / ZOA35502XD / ZOB35301XK/WK/BK / ZOB31301XK/WK



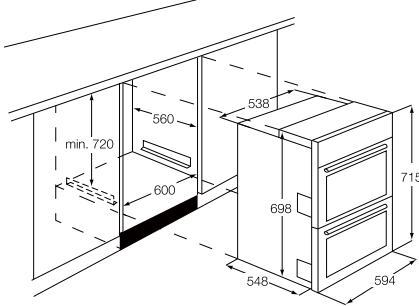
ZOB550XL/WL / ZOB555XL/WL



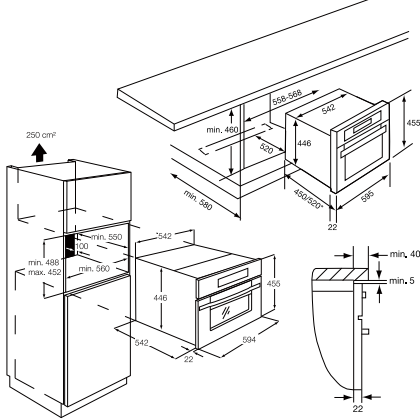
ZOD35712XK/BK / ZOD35511XK/WK/BK



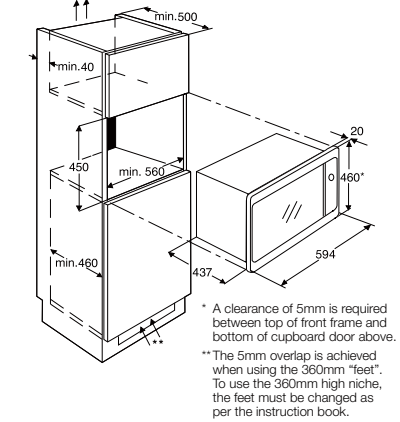
ZOF35712XK / ZOF35511XK/WK / ZOE35511XK



ZKC44500XA / ZBG26541XA



ZBM26542XA/BA



\* A clearance of 5mm is required between top of front frame and bottom of cupboard door above.  
\*\* The 5mm overlap is achieved when using the 360mm "feet". To use the 360mm high niche, the feet must be changed as per the instruction book.

# HOBS MADE EASY



## BOILING IN SECONDS

Induction technology cooks faster. Whether you're melting chocolate or cooking pasta, the hob reacts immediately when you put the pan on, heating only the food and not the hob surface.



## MOKA

Start your morning with a real Italian espresso! Our induction hob has a special and flexible area sized for your favourite Moka pot. Allowing you to easily prepare a real Italian espresso in an instant and drink it the way you like best.




## FLEXIBLE COOKING

Multi-pan cooking just got easier. Our new PlusLine burner layout gives you direct access to 3 burners (rather than the standard 2), so handling multiple pots and pans is a breeze.

## INSTANT HEAT

Wok cooking often requires very high and rapid heat in order for ingredients such as vegetables to be well-cooked, yet keep a touch of crispness. The special triple-crown wok burner on this hob does the trick. It makes it possible for you to go from simmering temperatures to searing heat instantly!

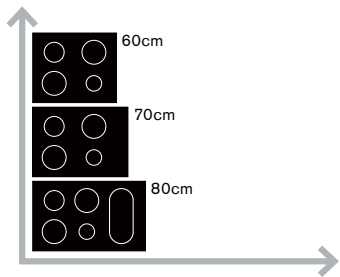


# 5 EASY TIPS FOR CHOOSING YOUR HOB

Finding the hob that's right for you is as simple as following these five easy tips.

1

## WHAT SIZE DO YOU NEED?



- Consider the work top should be minimum 25 or 30mm, as it needs to both fit and have proper ventilation.
- A standard 60cm hob with 4 burners/zone will work for most people; unless you cook for large numbers or have limited space.
- If you have more space and enjoy cooking large meals, you can choose 75cm, 80cm or even a 90cm size that can have up to 6 burners/zones.
- Bear in mind that some 70/75cm gas hobs fit the same space as a 60cm hob, so you could fit one in an existing cutout space without making adjustments to the worktop.

2

## WHAT TYPE OF HOB SUITS YOU BEST?

Scores out of 5

	Induction	Gas	Ceramic	Solid Plate
Speed	****	***	***	**
Response	*****	*****	***	*
Energy Efficiency	****	****	**	*

3

## WHAT DO YOU COOK?



- If you boil a lot of pasta or cook stir-fries so that the vegetables stay crisp, gas hobs with a wok burner or induction hobs with a booster are great.
- If you do a lot of melting, steaming or cooking that requires very precise temperature control, choose an induction hob.
- For cooking in fish kettles or warming large casseroles, you could choose between electric ceramic hobs with extendable zones and induction hobs with bridge function to connect two cooking zones to make a large one.

4

## HOW IMPORTANT IS SAFETY?



- Induction hobs cool down really quickly and so are safe to touch sooner after they're turned off.
- For gas hobs, choose models with Auto Off to automatically shut off the gas supply if the flame accidentally goes out.
- You can also choose from electric hob models with a child lock feature.

5

## EASY CLEANING?



- Induction is the easiest to clean because they're flat and prevent spillages burning onto their surface.
- Gas hobs on a flat glass or enamelled surface are easier to clean than those on a stainless steel surface.
- Frameless hobs are also easier to clean as there are fewer edges where dirt can accumulate.



# A GUIDE TO OUR HOB ICONS

What do the new Zanussi Quadro™ hobs do and why? Here's your quick guide to our handy functions and features.

## HOB FEATURES



### Induction

Induction has all the benefits of easy to clean ceramic, together with the fastest, most responsive cooking, whether you are cooking pasta or melting chocolate. Induction works by creating a magnetic field between the hob and the saucepan - this means that the pan heats, not the hob so it's really safe to use and so easy to clean, the ultimate convenience in hob cooking.



### Touch Control

Welcome to the cutting edge of hob technology; many of Zanussi's hobs now feature electronic touch controls with digital displays which not only make the operation easier but will offer you a larger choice of power levels, giving you total control.



### Timers

When time is of the essence, individual hob timers can be set so you know exactly when your food is cooked and dinner will be ready.



### Safety

We understand the importance of safety within the kitchen which is why our models have a residual heat warning when the hob is still hot. Some models also have a safety lock to prevent settings being changed.



### Front Controls

Great for left or right-handed cooks, front controls ensure great flexibility and are easy to use.

## GAS HOB FEATURES



### Wok Cooking

Ideal for stir fries our wok burner provides a high heat to ensure all your wok cooking is effortlessly prepared.



### 75cm Extra Space

To enhance your cooking experience, Zanussi offers 75cm gas hobs giving you just a little bit more space with more than enough room for all your pans and for added convenience they fit into the same space as a 60cm hob.



### Front Controls

Ideally positioned at the front of the hob, the controls are easy to use and access, great for left to right handed cooks.



### Automatic Ignition

For added convenience all our burners have automatic ignition, great for single handed operation. Simply push down on the dial and the flame comes on!



### Safety

Zanussi knows how important peace of mind is to you, that's why all of our gas hobs have flame safety, meaning when the flame goes out the gas cuts off.


ZEM6740FBA



This Easy Flex Hob gives you all the added benefits of induction – fast boiling time, more responsive when cooling down, easy to clean, as well as now giving you the flexibility to control two zones as one. Ideal for using bigger pans and cooking for large families.

Specifications

- Electronic touch controls with digital displays make selection easier and offer a larger choice of power levels and control
- Bridging zone
- Instant-response hob
- Timer with auto switch-off
- Wipe clean ceramic hob surface
- 9 power levels with red digital display
- 4 induction zones
- Automatic heat up
- Booster setting
- Residual heat indicators
- 99 minute timer with acoustic signal
- Child safety control lock
- Auto safety switch off



For installation diagrams see page 130

ZEI6640XBA



Imagine a hob that boils quicker than gas using the latest innovation. Induction hobs use clever technology to heat the food and not the hob - the fastest and most responsive cooking whether you're melting chocolate or cooking pasta, giving you more time to enjoy your food.

Specifications

- Electronic touch controls with digital displays make selection easier and offer a larger choice of power levels and control
- Instant-response hob
- Timer with auto switch-off
- Wipe clean ceramic hob surface
- 9 power levels with red digital display
- 4 induction zones
- Automatic heat up
- Booster setting
- Residual heat indicators
- 99 minute timer with acoustic signal
- Child safety control lock
- Auto safety switch off



For installation diagrams see page 130

Automatic heat up

Zanussi's clever automatic heat up function adds more power to each zone to help reach your selected temperature quicker, saving you time.

COOKING: INDUCTION HOBS

ZEI8640XBA



Imagine a hob that boils quicker than gas using the latest innovation. Induction hobs use clever technology to heat the food and not the hob - the fastest and most responsive cooking whether you're melting chocolate or cooking pasta, giving you more time to enjoy your food.

Specifications

- 80cm for more space on hob
- Electronic touch controls with digital displays make selection easier and offer a larger choice of power levels and control
- Instant-response hob
- Timer with auto switch-off
- Wipe clean ceramic hob surface
- 9 power levels with red digital display
- 4 induction zones
- Automatic heat up
- Booster setting
- Residual heat indicators
- 99 minute timer with acoustic signal
- Child safety control lock
- Auto safety switch off

Colour Options

ZEI6640XBA - Stainless Steel frame



For installation diagrams see page 130



ZEI6840FBV



Imagine a hob that boils quicker than gas using the latest innovation. Induction hobs use clever technology to heat the food and not the hob - the fastest and most responsive cooking whether you're melting chocolate or cooking pasta, giving you more time to enjoy your food.

Specifications

- Electronic touch controls with digital displays make selection easier and offer a larger choice of power levels and control
- Wipe clean ceramic hob surface
- 9 power levels with red digital display
- 4 induction zones
- Residual heat indicators
- Auto safety switch off

For installation diagrams see page 130



ZEI6840FBA



Plug your induction hob into any domestic plug socket. Induction hobs use clever technology to heat the food and not the hob - the fastest and most responsive cooking whether you're melting chocolate or cooking pasta, giving you more time to enjoy your food.

Specifications

- Electronic touch controls with digital displays make selection easier and offer a larger choice of power levels and control
- Instant-response hob
- Timer with auto switch-off
- Wipe clean ceramic hob surface
- 9 power levels with red digital display
- 4 induction zones
- Automatic heat up
- Booster setting
- Residual heat indicators
- 99 minute timer with acoustic signal
- Child safety control lock
- Auto safety switch off

For installation diagrams see page 130



ZEV6646XBA



Electronic touch controls with digital displays not only make selection easier but also offer a larger choice of power levels and control.



Specifications

- 4 heat zones, including dual fast zone and 1 oval zone
- Wipe clean ceramic hob surface
- 9 power levels with red digital display
- Automatic heat up
- Residual heat indicators
- 99 minute timer with acoustic signal
- Child safety control lock
- Auto safety switch off


Colour Options

ZEV6646XBA - Stainless Steel frame

ZEV8646XBA



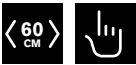
80cm Ceramic Hob. Electronic touch controls with digital displays not only make selection easier but also offer a larger choice of power levels and control.



Specifications

- 80cm for more space on hob
- 4 heat zones, including dual fast zone and 1 oval zone
- Wipe clean ceramic hob surface
- 9 power levels with red digital display
- Automatic heat up
- Residual heat indicators
- 99 minute timer with acoustic signal
- Child safety control lock
- Auto safety switch off

ZEV6240FBA




Great for left or right-handed cooks, front controls ensure total flexibility.

Specifications


- Electronic touch controls with digital displays make selection easier and offer a larger choice of power levels and control.
- Wipe clean ceramic hob surface
- 9 power levels with red digital display
- Residual heat indicators
- Auto safety switch off

Colour Options

ZEV6240FBA - Frameless



For installation diagrams see page 130



ZEV6940FBA



Great for left or right-handed cooks, front controls ensure total flexibility.

Specifications

- Easy to clean
- Residual heat indicators with red LEDs
- Wipe clean ceramic hob surface
- 4 heat zones in 3 sizes
- 10 power levels

Colour Options

ZEV6940XBV - Stainless Steel frame  
ZEV6940FBA - Frameless

For installation diagrams see page 130



ZEE6940FXA



Great for left or right-handed cooks, front controls ensure total flexibility.

Specifications

- Stylish one-piece hob surface for easier cleaning
- No dirt traps
- Easy to use front controls
- Power on light

Colour Options

ZEE6940FXA - Stainless Steel  
ZEE6940FWA - White

For installation diagrams see page 131



**ZEI3921IBA**



Stylish two zone induction hob, ideal for small kitchens.

**Specifications**

- Easy to use black front rotary controls
- Great for left or right handed cooks, front controls ensure total flexibility
- Two high powered induction zones
- Wipe clean ceramic hob surface
- Power on light

**Colour Options**

ZEI3921IBA - Stainless Steel frame

For installation diagrams see page 131



**ZES3921IBA**



Stylish two zone ceramic hob, ideal for small kitchens.

**Specifications**

- Easy to use black front rotary controls
- Great for left or right handed cooks, front controls ensure total flexibility
- Wipe clean ceramic hob surface
- Power on light

**Colour Options**

ZES3921IBA - Stainless Steel frame

For installation diagrams see page 131



**ZGG35214XA**



Stylish gas domino hob with two burners, ideal for small kitchens.

**Specifications**

- 2 gas burners including 1 rapid burner and 1 simmer burner
- Easy to use black front rotary controls
- Power on light

**Colour Options**

ZGG35214XA - Stainless Steel

For installation diagrams see page 131



**ZEE3921IXA**



2 solid plate hob ideal for small kitchens.

**Specifications**

- Stylish one-piece hob surface for easier cleaning
- Easy to use black front controls
- Zone with red dot for faster heat up
- Power on light

**Colour Options**

ZEE3921IXA - Stainless Steel

For installation diagrams see page 131



**ZGO76534BA**



For a chic contemporary look, this gas on glass hob will enhance the style of your kitchen.


Ideal for stir fries, our wok burner provides maximum heat to ensure all your wok cooking is effortlessly prepared.

**Specifications**

- Safety gas cut off using thermocouples
- 5 pureflame burners - ultra rapid triple crown wok burner, 3 semi-rapid and 1 simmer burner
- Easy to reach front controls
- Automatic integrated ignition
- Easy clean ceramic surface
- 5 stylish cast iron pan supports
- LPG conversion kit included

**Colour Options**

ZGO76534BA - Gas on glass



For installation diagrams see page 131

**ZGO63414BA**



For a chic contemporary look, this gas on glass hob will enhance the style of your kitchen.


Ideal for stir fries, our wok burner provides maximum heat to ensure all your wok cooking is effortlessly prepared.

**Specifications**

- 4 pureflame burners - 1 rapid, 2 semi-rapid and 1 simmer
- 4 stylish cast iron pan supports
- Easy to reach side controls
- Safety gas cut off using thermocouples
- LPG conversion kit included

**Colour Options**

ZGO63414XA - Stainless Steel



For installation diagrams see page 131

**ZG075524BA**



For a contemporary look, this gas on glass hob will enhance the style of your kitchen.

75cm Hobs give you just that little bit more space, ideal for Wok cooking and more than enough room for all of your pots and pans.

**Specifications**

- Safety gas cut off using thermocouples
- 5 pureflame burners - ultra rapid triple crown wok burner, 3 semi-rapid and 1 simmer burner
- Easy to reach front controls
- Automatic integrated ignition
- Easy clean ceramic surface
- 5 stylish enamel pan supports
- LPG conversion kit included



For installation diagrams see page 131

**ZGX65414BA**



For a contemporary look this gas on glass hob will enhance the style of your kitchen.

+ Line Layout ensures you have more room for pots and pans when cooking your favorite dishes.

**Specifications**

- 4 pureflame burners - 1 rapid, 2 semi-rapid and 1 simmer
- 4 stylish enamel pan supports
- Easy to reach side controls
- Safety gas cut off using thermocouples
- LPG conversion kit included



For installation diagrams see page 131



ZGG96624XA



Extra space to cook more at once. With the extra large hob surface you get 6 pureflame burners to cook more or bigger dishes in one go. Great for all your cooking needs.

Specifications

- Safety gas cut-off using thermocouples
- 6 pureflame burners - 1 triple crown burner, 1 rapid burner, 2 semi rapid burners, 2 simmer burners
- Smooth hob surface with no dirt traps
- Easy to reach front controls
- 3 cast iron pan supports
- Automatic integrated ignition
- LPG conversion kit included

Colour Options  
ZGG96624XA

ZGG76524XA



To enhance your cooking experience, our 75cm wide hob gives you just a little bit more space, ideal for wok cooking and more than enough room for all your other pans too.

Specifications

- 5 pureflame burners - 1 ultra rapid triple crown, 1 rapid, 2 semi-rapid and 1 simmer
- Wok burner ideal for stir fries
- Stylish one-piece hob surface for easy cleaning
- 3 stylish cast iron pan supports
- Automatic integrated ignition
- Fits standard 60cm cut out
- Safety gas cut off using thermocouples
- LPG conversion kit included

Colour Options  
ZGG76524XA - Stainless Steel



ZGG66424XA



Ideal for stir fries, our wok burner provides a high heat to ensure all your wok cooking is effortlessly prepared.

Specifications

- 4 pureflame burners - 1 wok, 2 semi-rapid and 1 simmer
- Stylish one-piece hob surface for easy cleaning
- 2 stylish cast iron pan supports
- Automatic integrated ignition
- Safety gas cut off using thermocouples
- LPG conversion kit included

Colour Options  
ZGG66424XA - Stainless Steel  
ZGG66424BA - Black

ZGX66424XA



+ Line Layout ensures you have more room for pots and pans when cooking your favorite dishes. With Cast Iron Pan supports for added quality.

Specifications

- + Line layout
- 4 pureflame burners - 1 wok, 2 semi-rapid and 1 simmer
- Stylish one-piece hob surface for easy cleaning
- 2 stylish cast iron pan supports
- Automatic integrated ignition
- Safety gas cut off using thermocouples
- LPG conversion kit included

Colour Options  
ZGX66424XA - Stainless Steel





ZGG75524XA



To enhance your cooking experience, our 75cm wide hobs give you just that little bit more space, ideal for wok cooking and more than enough room for all your other pans too.

Specifications

- 5 pureflame burners - 1 ultra rapid triple crown, 1 rapid, 2 semi-rapid and 1 simmer
- Wok burner ideal for stir fries
- Front control panel
- Stylish one-piece hob surface for easy cleaning
- 3 enamel pan supports
- Automatic integrated ignition
- Safety gas cut off using thermocouples
- Fits standard 60cm cut out
- LPG conversion kit included

Colour Options

ZGG75524XA - Stainless Steel



ZGX65424XA



+ Line Layout ensures you have more room for pots and pans when cooking your favorite dishes.

Specifications

- + Line layout
- Automatic integrated ignition, great for one handed operation
- Stylish one-piece hob surface for easy cleaning
- 4 pureflame burners - 1 rapid, 2 semi-rapid and 1 simmer
- 2 enamel pan supports
- LPG conversion kit included

Colour Options

ZGX65424XA - Stainless Steel



ZGG65414SA




Great for left or right-handed cooks, the front controls ensure total flexibility.

Specifications

- Automatic integrated ignition, great for one handed operation
- Stylish one-piece hob surface for easy cleaning
- 4 pureflame burners - 1 rapid, 2 semi-rapid and 1 simmer
- 2 enamel pan supports
- LPG conversion kit included

Colour Options

ZGG65414XA - Stainless Steel



ZGG62414WA



Stylish one-piece hob surface for easy cleaning.






Specifications

- Automatic integrated ignition, great for one handed operation
- Easy to grip side rotary controls
- 4 pureflame burners - 1 rapid, 2 semi-rapid and 1 simmer
- 2 enamel pan supports
- LPG conversion kit included

Colour Options








ZGG62414SA - Stainless Steel  
ZGG62414WA - White



					
	ZG076534BA	ZG063414BA	ZG075524BA	ZGX65414BA	ZGG96624XA
HOB FEATURES					
Number of cooking zones	5	4	5	4	6
Ignition type	Integrated		Integrated	Integrated	Integrated
Control position	Front Middle	Side Right	Front Middle	Front Middle	Front Middle
Control type	Rotary	Rotary	Rotary	Rotary	Rotary
Wok burner	•	•	•		•
Safety Thermocouples	•	•	•	•	•
Cast iron pan supports	5	4			3
Enamel Pan Supports			•	•	
Design	Gas on glass	Gas on glass	Gas on glass	Gas on glass	Flat
ZONE SPECIFICATION					
Front left spec		Rapid	Semi Rapid	Semi Rapid	Rapid
Front left rating (kW)	0	2.9	1.9	2	3.0
Front left diameter (mm)	0	100	70	70	100
Front right spec	Semi Rapid	Auxiliary	Aux	Triple Crown	Triple
Front right rating (kW)	1.9	1	1.9	4	4.0
Front right diameter (mm)	70	54	70	122	122
Middle rear spec	Semi Rapid		Semi Rapid		Semi Rapid
Middle rear rating (kW)	1.9		1.9		2.0
Middle rear diameter (mm)	70		70		70
Middle front spec	Auxiliary		Semi Rapid		Semi Rapid
Middle front rating (kW)	1.0		1.9		2.0
Middle front diameter (mm)	54		70		70
Rear left spec	Triple	Semi Rapid		Aux	Auxiliary
Rear left rating (kW)	3.8	1.9		1	1.0
Rear left diameter (mm)	122	70		54	54
Rear right spec	Semi Rapid	Semi Rapid	Triple Crown	Semi Rapid	Auxiliary
Rear right rating (kW)	1.9	1.9	3.8	2	1.0
Rear right diameter (mm)	70	70	122	70	54
ELECTRICAL CONNECTION					
Total rating (max) 3) (kW)	10.5	7.7			13
Fuse rating (A)					
APPLIANCE DIMENSIONS					
Height (above worktop) (mm)		40		8	
Width (mm)	740	580	680	590	894
Depth (mm)	510	510	510	520	510
Net Weight (Kg)	16.7	12.4	15.1	11.4	18.6
APERTURE DIMENSIONS					
Height (mm)		40	30	30	
Width (mm)	560	550	560	560	830
Depth (mm)	480	470	480	480	480
PACKAGING DIMENSIONS					
Height (mm)	160	150	150	180	150
Width (mm)	860	680	790	710	960
Depth (mm)	630	620	620	620	620
Gross weight (Kg)		13	15.8	12.7	
SAFETY AND INTERFERENCE SUPPRESSION					
Low Voltage Directive (LVD)	•	•	•	•	•
Electromagnetic Compatibility (EMC)	•	•	•	•	•
LITERATURE SUPPLIED					
Operation and installation instructions	•	•	•	•	•

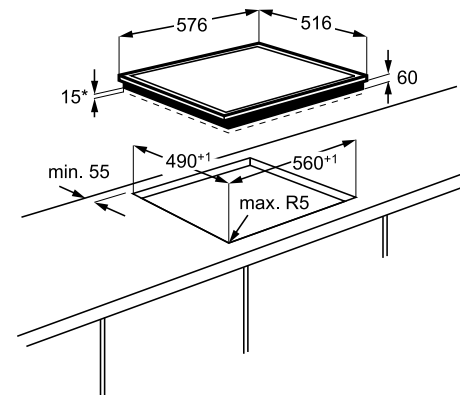
Notes

- 1) Refer to user instructions before cutting out
- 2) For gas conversion purpose 3.450 btu=1kW

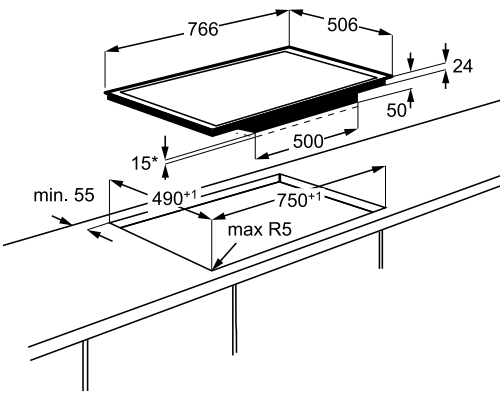
						
ZGG76524XA	ZGG66424XA/BA	ZGX66424XA	ZGG75524XA	ZGX65424XA	ZGG65414XA	ZGG62414XA/WA
4	4	4	5	4	4	4
Integrated	Integrated	Integrated	Integrated	Integrated	Integrated	Integrated
Front Middle	Front Middle	Front Middle	Front Middle	Front Middle	Front Middle	Right
Rotary	Rotary	Rotary	Rotary	Rotary	Rotary	Rotary
•	•		•			
•	•	•	•	•	•	•
3	2	•				
			3	•	2	2
Flat	Flat	Flat	Flat	Flat	Flat	Flat
Semi Rapid	Semi Rapid	Semi Rapid	Semi Rapid Burner	Semi Rapid	Semi Rapid	Rapid
2.0	2.0	2	2.0	2	2.0	3.0
70	70	70	70	70	70	100
Auxiliary	Auxiliary	Triple Crown	Auxiliary	Triple Crown	Auxiliary	Auxiliary
1.0	1.0	4	1.0	4	1.0	1.0
54	54	122	54	122	54	54
Triple Crown			Triple Crown			
4.0			4			
122			122			
Semi Rapid	Semi Rapid	Aux	Semi Rapid	Aux	Semi Rapid	Semi Rapid
2.0	2.0	1	2.0	1	2.0	2.0
70	70	54	70	54	70	70
Rapid	Triple Crown	Semi Rapid	Rapid	Semi Rapid	Rapid	Semi Rapid
3.0	4.0	2	3.0	2	3.0	2.0
100	122	70	100	70	100	70
12	9		12		8	8
		12		12		
744	594	594	744	594	594	580
510	510	510	510	510	510	500
14.6	12.1	12.1	10.1	8.5	8.1	7.2
		30		30		
560	560	560	560	560	560	550
480	480	480	480	480	480	470
170	170	180	170	180	170	120
880	680	710	880	710	680	680
620	620	620	620	620	620	620
		12.7		9.1		
•	•	•	•	•	•	•
•	•	•	•	•	•	•
•	•	•	•	•	•	•



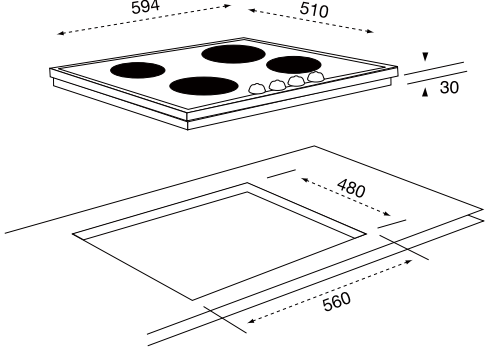
ZEM6740FBA



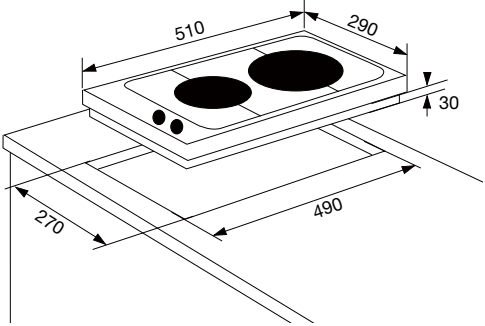
ZEI8640XBA



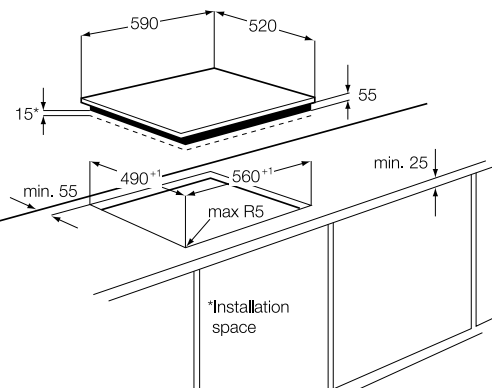
ZEE6940FXA



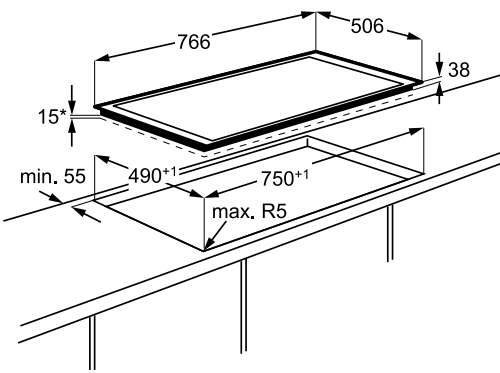
ZEE3921IXA / ZES3921IBA / ZGG35214XA / ZEI3921IBA



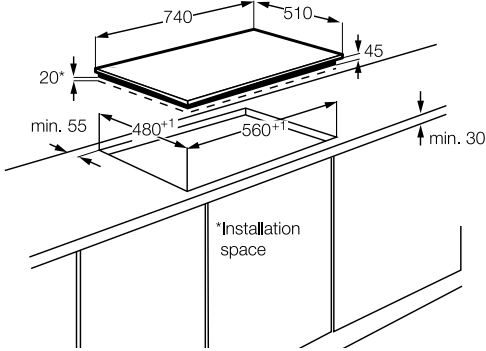
ZEI6240FBA / ZEV6240FBA / ZEI6840FBA



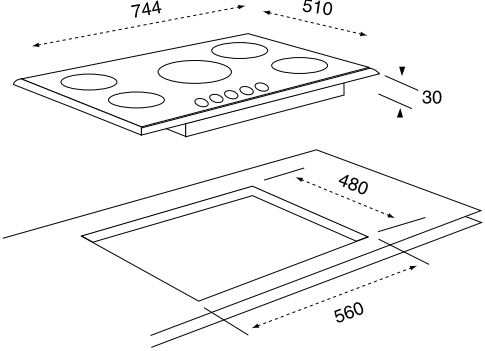
ZEV8646XBA



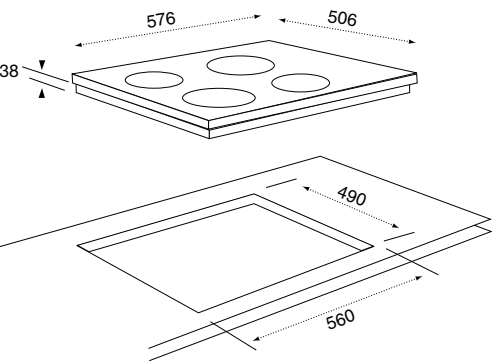
ZGO76534BA



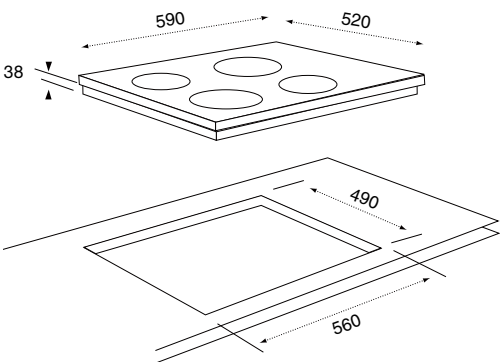
ZGO75524BA / ZGG76524XA / ZGG75524XA



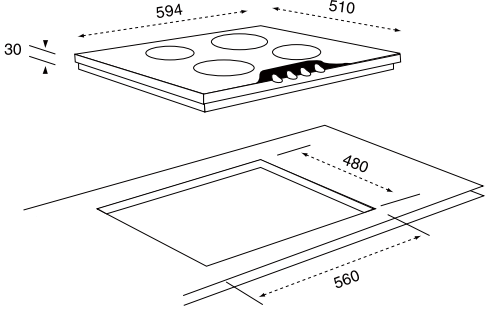
ZEV6646XBA



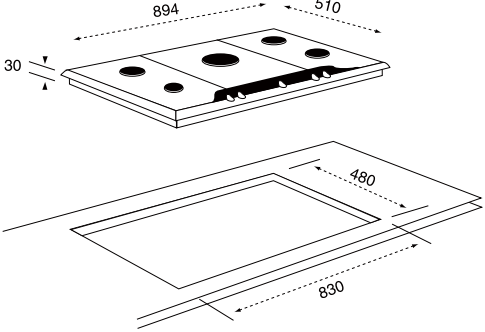
ZEV6940FBA



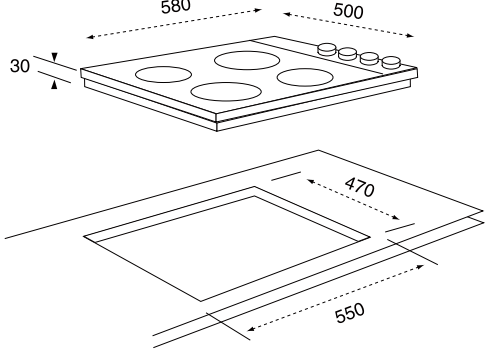
ZGO63414BA / ZGG66424XA / ZGG65414XA / ZGX65414BA



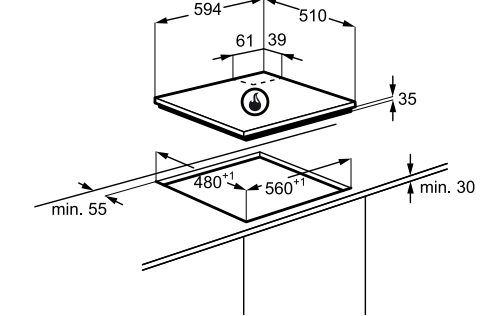
ZGG96624XA



ZGG62414WA



ZGX65424XA



# HOODS MADE EASY



## SLEEK AND MODERN

Besides being functional, hoods are also a key design feature, complementing any kitchen. Take your pick from one of the many different styles within our range, from square to round shapes, with glass curves or a stainless steel finish. You can also choose between wall-mounted or island hoods.

## CLEAR VIEW

Does it provide extra lighting? Yes, with Clear View. Halogen lights on the hood illuminate the hob so you can clearly see what you're cooking.



## EASY TO MAINTAIN?

Very. Some of our hoods have washable filters that you can pop in your dishwasher. Others have saturation filters, which let you know when they need changing.



## HIDDEN OR BUILT IN

How discreet will it be? Both types of hood will fit seamlessly into your kitchen. Our integrated hoods sit behind a door when not in use. Simply pull out the hood when you need it and fold it away when you're done, making it the ideal choice where space is tight. Traditional hoods are built neatly under a wall cupboard, with easy-to-reach controls.



# 5 EASY TIPS FOR CHOOSING YOUR HOOD

Choosing the design of your hood is very important. Also consider these five easy tips to help you find the hood that's right for you.

## TYPES OF HOOD



Chimney hood



Island hood



Downdraft hood



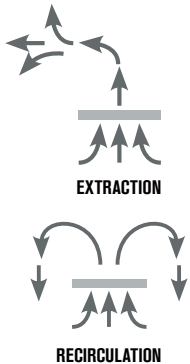
Integrated hood



Built under hood

1

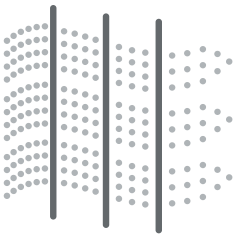
## WHAT'S YOUR KITCHEN LIKE?



- Your hood can work by extraction or recirculation.
- Extraction is the most effective and works by sucking the stale air out of the kitchen through ducting, so you need an outside vent. The further your hood is from the exterior wall vent, the more powerful it needs to be to suck the air along the duct.
- With recirculation – the only option if you don't have an exterior vent – the stale air is sucked through a grease filter and then a charcoal filter to purify it before it is returned to the kitchen.

2

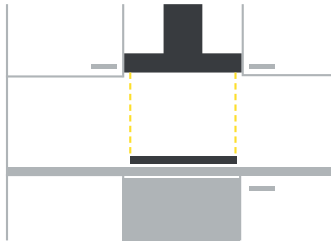
## CLEAN AIR?



- For extraction hoods bear in mind it's important to have a strong motor, that will suck air fast.
- With recirculation you'll need a good filter to provide the best purification.

3

## WHAT SIZE DO YOU NEED?



- Wall-mounted hoods should ideally be slightly larger than your hob.
- Island hoods need to be 8-15cm larger from each side than your hob.
- Your hood's extraction power is measured in cubic meters and shows how powerful your hood can be in changing the air. Your ideal airflow is 12 changes of air per hour. To work this out you need to calculate the volume of your kitchen:

**Volume of your kitchen**  
(length x width x height)  
eg 4m x 3m x 2.5m = 30m<sup>3</sup>  
**12 changes of air per hour**  
eg 12 x 30m<sup>3</sup> = 360m<sup>3</sup>

4

## WHAT FOOD DO YOU COOK?



- The more you fry and grill on the hob, cook spicy, fishy or other strong-smelling food or cook with steam, the more powerful your hood needs to be.

5

## HOW QUIET DO YOU LIKE TO BE?



- All new cooker hoods have a noise level rating, measured in decibels (dB) – the lower the rating, the quieter the hood.
- For context, a normal conversation measures 62dB and a kettle boils at 42dB, so a hood with a 50-65dB rating is ideal.
- If you have an open plan kitchen, or you eat in it a lot, go for a lower rating (but don't compromise on capacity).



# A GUIDE TO OUR HOODS ICONS

What do the new Zanussi Quadro™ cooking appliances do and why? Here's your quick guide to our handy functions and features.

## HOOD FEATURES



### Speed Settings

With 3 of 4 speeds levels to choose from and even an intensive setting on some models, Zanussi hoods deliver extremely high extraction rates.



### 20m²

Suitable for kitchens up to this size, for optimum performance and clean air control.



### 16m²

Suitable for kitchens up to this size, for optimum performance and clean air control.



### 12m²

Suitable for kitchens up to this size, for optimum performance and clean air control.



### Filters

Keep the kitchen fresh with Zanussi's easy to use filters. The majority of cooker hoods come with metal grease filters that can be washed in the dishwasher.



### Low Noise Level

Zanussi hoods operate at a low noise level, which means that your kitchen is a fresh, quiet place to cook.



### Recirculation

The hood draws in odours hanging in the air and the re-circulates the clean air back into the kitchen. Charcoal filters are available as an optional accessory for those that do not.



### Ducted

A more efficient mode of extraction, the hood is located near to an external wall and requires a ducting kit to extract odours outside. Ducting kits are available as an option accessory.





ZHC66540XA



Eye catching designer hood with glass canopy which will look stunning in any modern kitchen.

Specifications

- Stylish designer hood
- Variable 3 speed control plus intensive setting
- Push button controls
- 2 x halogen lights for bright illumination of the cooking area
- 1 washable metal grease filter
- 67dB(A) noise level
- Charcoal filter optional extra (EFF72)

Dimension Options

ZHC66540XA - 60cm



ZHC9234X



The sleek design of this hood will give your kitchen an extra stylish look.

Specifications

- Stylish curved glass design
- Variable 3 speed control
- Push button controls
- 2 x halogen lights for bright illumination of the cooking area
- 1 washable metal grease filter
- 65.5dB(A) noise level
- Charcoal filter optional extra (type 15)

Dimension Options

ZHC6234X - 60cm  
ZHC9234X - 90cm



ZHC9244X



The sleek design of this hood will give you an extra stylish look.

Specifications

- Stylish designer stainless steel hood
- Variable 3 speed control
- Push button controls
- 2 x halogen lights for bright illumination of the cooking area
- 1 washable metal grease filter
- 68dB(A) noise level
- Charcoal filter optional extra (type 15)

Dimension Options

ZHC9244X - 90cm  
ZHC6244X - 60cm

For installation diagrams see page 146



ZHC6239X



The sleek design of this hood will give you an extra stylish look.

Specifications

- Variable 3 speed controls
- Push button controls
- 2 x halogen lights for bright illumination of the cooking area
- 1 washable metal grease filter
- 61dB(A) noise level
- Charcoal filter optional extra (EFF72)

Dimension Options

ZHC6239X - 60cm

For installation diagrams see page 146



EFC90151X



The effortless and clean design of this chimney cooker hood will complement your other kitchen appliances.

Specifications

- Variable 3 speed control
- Slider controls
- 1 x halogen light - for good visibility
- 3 washable aluminium metal grease filters
- 67dB(A) noise level
- Charcoal filter option (EFF75)

Colour and Dimension Options

EFC60151X - Stainless Steel  
EFC60151W - White  
EFC60151K - Black  
EFC90151X - Stainless Steel  
EFC90151K - Black

For installation diagrams see page 146



ZHI611G



This cooker hood seamlessly integrates under your kitchen cabinets and leaves your kitchen open and clean.

Push button controls make it easy to adjust the extraction rate of this cooker hood.

Specifications

- Variable 3 speed control
- Slider control
- 2 hob lights for good visibility
- Synthetic grease filter with saturation indicator
- Charcoal filter optional extra (EFF62)

**Colour Options**  
ZHI611G - Grey

For installation diagrams see page 147



ZHT610



This cooker hood combines a traditional hood design with a choice of colours, from stainless steel to black and white.

Specifications

- Variable 3 speed control
- Slider controls
- 2 x halogen lights for bright illumination of the cooking area
- Synthetic grease filter with saturation indicator
- Charcoal filter optional extra (EFF57)

**Colour Options**  
ZHT610X - Stainless steel  
ZHT610W - White  
ZHT610K - Black

For installation diagrams see page 147







EFB60X

Stylish stainless steel splashbacks.

Specifications






- Complements our range of stainless steel ovens, hobs and hoods
- Easy to wipe clean

**Dimension Options**  
EFB60X - 60cm x 70cm  
EFB90X - 90cm x 70cm  
EFB675X - 60cm x 75cm  
EFB975X - 90cm x 75cm  
EFB175X - 100cm x 75cm

				
	ZHC66540XA	ZHC9234X	ZHC6234X	ZHC9244X
SPECIFICATION				
Fan speeds	3	3	3	3
Control type	Push buttons	Push buttons	Push buttons	Push buttons
Hob illumination (H=halogen) (Watts)	2x20	2x20	2x20	2x20
Extraction/recirculation operation	•	•	•	•
Grease filters	•	•	•	•
INSTALLATION HEIGHT FROM				
Electric hob (mm)		500	500	500
Gas hob (mm)		650	650	650
DIMENSIONS				
Extraction maximum ca.m³/h	520	515	515	375
Recirculation maximum ca.m³/h	300	325	325	225
Recirculation intensive ca.m³/h	320			
Noise (max. setting) extraction dB(A)	67	65.5	65.5	61
Recirculation noise (max. setting) dB(A)	62	71.0	71.0	68
ADDITIONAL EQUIPMENT REQUIRED				
For ducting: Ventilation hose and wall box				
Ventilation hose: diameter (mm)		150	150	150
For recirculation: (optional accessory) charcoal filter	EFF72	type15	type15	type15
ELECTRICAL CONNECTION				
Connected load (Watts)				
Fuse rating (A)	13	13	13	13
APPLIANCE DIMENSIONS				
Height for extraction (mm)	769 - 1044	672 - 1130	672 - 1130	622 - 1152
Height for recirculation (mm)	769 - 1044	672 - 1130	672 - 1130	699 - 1152
Width (mm)	598	900	600	898
Depth (mm)	485	450	450	450
Net weight (kg)	15.0	15.8	14.0	13.8
PACKAGING DIMENSIONS				
Height (mm)	570	570	570	570
Width (mm)	680	980	686	980
Depth (mm)	515	515	515	515
Gross weight (kg)	22.0	22.3	20.0	18.7
SAFETY & INTERFERENCE SUPPRESSION				
Low Voltage Directive (LVD)	•	•	•	•
Electromagnetic Compatibility (EMC)	•	•	•	•
LITERATURE SUPPLIED				
Operation and installation instructions	•	•	•	•

Notes

- 1) For installation aperture dimensions see installation instructions
- 2) CDK5F120mm (5") diameter flexible ducting kit,  
1 metre length.  
For use with all hoods up to 1 metre ducting.  
CDK5FR  
120mm (5") diameter flexible ducting kits for ducting of hoods  
situated away from exterior wall, up to 3 metres.  
CDK6FR  
150mm (6") diameter ducting kits for ducting of hoods situated  
away from exterior wall, up to 3 metres.
- 3) 120cm outlet adaptor included

				
ZHC6244X	ZHC6239X	EFC60151X/EFC90151	ZHI611G	ZHT610
3	3	3	3	3
Push buttons	Push buttons	Slider	Slider	Slider
2x20	2x40	2x40	2x40	2x40
•	•	•	•	•
•	•	•	•	•
500	500	650	650	650
650	650	650	650	650
375	395	430	210	200
225	290	270	180	165
61	61	61	62	61
68	60	60	61	60
•				
150	150	150	100	100
type15	EFF72	EFF75	EFF62	EFF57
		230		
13	13	13	13	13
622 - 1152	628 - 893	670 - 925	350	129
699 - 1152	673 - 893			
598	598	598	598	598
450	470	502	270	450
11.9	17.86	8.4	10.5	6.2
570	405	645	410	510
980	775	680	700	645
515	645	410	330	180
15.8	18.6	10.28	11.9	7.2
•	•	•	•	•
•	•	•	•	•
•	•	•	•	•







## EASY TIPS

Clean your dishwasher with vinegar. Just place small cup in your dishwasher's top rack, fill it with a small amount of white vinegar and run the dishwasher as usual.



Follow the #EasyTeam  
[easytips.tumblr.com](https://easytips.tumblr.com)



# EASY CLEANING

Loaded with automatic and quick programmes to save you time, while consuming less resources.

- 1  DOWNLOAD FREE LAVAR APP
- 2  SCAN PAGES WITH LAVAR LOGO
- 3  DISCOVER MORE

Freestanding cleaning	154
Built-in cleaning	158
How they compare	162

# A GUIDE TO OUR DISHCARE ICONS

What do the Zanussi dishcare appliances do and why? Here's your quick guide to our handy functions, safety features and energy ratings.



## FAST



### Quick 60°C Wash Programme

This unique programme is perfect for people on the go. It washes all the freshly soiled crockery from an evening meal for a family of four in just 30 minutes and with a temperature of 60°C, you will get an 'A' rated wash performance. No need to compromise quality for time.



### Active Drying

For the best drying results, active drying removes the steam leaving your dishes extra dry and sparkling clean.



## HANDY



### Time Display

Quite literally giving you the power to control your time, the delay start lets you delay the start time of the dishwasher by up to 24 hours, whilst the time remaining tells you how long you have until you have to unload.



### Multitab

Knowing that convenience is everything, especially when it comes to detergent, our dishwashers feature the Multitab option, adjusting the wash programme to ensure the very best results when using 3in1, 4in1, or 5in1 detergent.



### Delay Start

Some Zanussi models feature a delay start option of up to 3, 6 or 9 hours allowing you to wash when it suits you.



### Rinse and hold

Ideal for pre-washing items until the dishwasher is fully loaded.

## WHAT TO LOOK OUT FOR...



**Fast.** Clever Zanussi features to get things done quicker.



**Handy.** The things you couldn't live without.



**Simple.** The touches that make Zanussi so easy to use.



**Smart.** Practical solutions from great Zanussi thinking.



## SIMPLE



### A++AA

Energy efficiency A++, cleaning performance A, drying performance A.



### A+AA

Energy efficiency A+, cleaning performance A, drying performance A.



### AAA

Energy efficiency A, cleaning performance A, drying performance A.



### AAB

Energy efficiency A, cleaning performance A, drying performance B.



## SMART



### Flexible Baskets

Allows you to adjust the height of the upper baskets, sometimes even when it is fully loaded, so that large items (like pots and pans) can fit into the lower basket. The racks can also be folded flat, great for all sizes of plates, dishes and pans.



### Auto Half Load

Zanussi know you don't always have time to wait for a full load, all our dishwashers are designed to automatically determine whether there is a full or half load and will adapt the water and energy accordingly.



### Auto Off

Zanussi goes further to save you money off your energy bills. These dishwashers automatically switch off completely once the program has finished, eliminating energy use in standby mode.

# CLEANING MADE EASY



## FREE TIME

It only takes 9 minutes to load and unload 12 place settings in a dishwasher, while it takes 60 minutes to wash the same load by hand. Zanussi dishwashers will help you gain back a week per year. Saving you time to do the things you really love.

## AUTO

Can a dishwasher pick the programme? Press Auto Programme and it will select the most efficient setting to thoroughly clean your plates. This feature is available in selected models across our range of standard size, slim and compact dishwashers.

## ENERGY FRIENDLY

We are always thinking of ways to save energy. Zanussi offers the full 60cm range in Energy Class A+ and A++. Kinder to the environment and your wallet.

## QUICK WASH

We can get your dishes sparkling in just 30 minutes! Imagine the convenience. When you are short of time, simply put on the quick wash cycle at 65°C for freshly soiled crockery, and you'll have clean plates in half the time. Great when you're in a hurry.



## SET & GO

Run your dishwasher when it suits you! While you're tucked up in bed if you wish, why not make the most of the cheaper tariff. You can decide the best timing delay from 1 hour up to 24 hours.



## AUTO-HALF LOAD

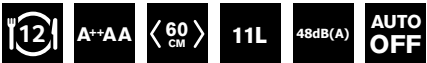
Zanussi know you don't always have time to wait for a full load, so all our dishwashers are designed to automatically determine whether there is a full or half load and will adapt the water and energy accordingly.





FREESTANDING CLEANING: DISHWASHERS

ZDF18001XA



At the touch of a button, Zanussi's unique Auto programme sets the optimum temperature, duration and water use for your load. It covers the biggest range of temperatures from 45°C to 70°C, great for everything from your wine glasses to your dirty dishes.

30 minute quick wash is a specially designed programme, perfect for people on the go. It washes all the freshly soiled crockery from an evening meal for a family of four in just 30 minutes and with a temperature of 60°C, you still get an 'A' rated wash performance.

Specifications


- Capacity: 12 place settings
- Number of programmes: 5
- Auto half load
- Large LED display
- A rated Quick wash
- Automatic 45-70°C wash
- Economy 50°C with prewash
- Rinse and hold
- Active drying
- Soft spikes
- Easy grip basket handles
- Full adjustable upper basket
- Foldable plate rack
- Foldable cup shelves
- Multitab option
- Salt and rinse aid indicators
- Up to 24 hours delay start
- Time remaining indicator

Colour Options

ZDF18001XA - Stainless steel



ZDF14021WA



At the touch of a button, Zanussi's unique Auto programme sets the optimum temperature, duration and water use for your load. It covers the biggest range of temperatures from 45°C to 70°C, great for everything from your wine glasses to your dirty dishes.

30 minute quick wash is a specially designed programme, perfect for people on the go. It washes all the freshly soiled crockery from an evening meal for a family of four in just 30 minutes and with a temperature of 60°C, you still get an 'A' rated wash performance.

Specifications

- Capacity: 12 place settings
- Number of programmes: 5
- Auto half load
- Large LED display
- A rated Quick wash
- Automatic 45-70°C wash
- Economy 50°C with prewash
- Rinse and hold
- Active drying
- Soft spikes
- Easy grip basket handles
- Full adjustable upper basket
- Foldable plate rack
- Foldable cup shelves
- Multitab option
- Salt and rinse aid indicators
- Up to 24 hours delay start
- Time remaining indicator

Colour Options

ZDF14021WA - White



Auto half load

No need to wait for a full load, all our dishwashers have the auto half load function which will determine the load and adapt water and energy accordingly.

FREESTANDING CLEANING: DISHWASHERS



ZDF14003

ZDS22002WA

At the touch of a button, Zanussi's unique Auto programme sets the optimum temperature, duration and water use for your load. It covers the biggest range of temperatures from 45°C to 70°C, great for everything from your wine glasses to your dirty dishes.

The Quick Wash programme is perfect for people on the go. It washes all the freshly soiled crockery from an evening meal for a family of four in just 30 minutes and with a temperature of 60°C, you still get an 'A' rated wash performance. No need to compromise on quality for time.

Specifications

- Capacity: 12 place settings
- Number of programmes: 5
- Auto half load
- LED display
- A rated Quick wash
- Automatic 45-70°C wash
- Economy 50°C with prewash
- Rinse and hold
- Active drying
- Easy grip basket handles
- Full adjustable upper basket
- Foldable plate rack
- Foldable cup shelves
- Multitab option
- Salt and rinse aid indicators
- Up to 24 hours delay start
- Time remaining indicator

Colour Options

ZDF14001SA – Silver  
ZDF14001KA – Black  
ZDF14003WA – White – As above with 50Db and Soft spikes

Specifications

- Time delay
- Intensive programme 70°C - in just 89 minutes
- Capacity: 9 place settings
- Number of programmes: 5
- Auto half load
- Active drying
- Economy 50°C
- Fixed plate rack
- Foldable cup shelves

Colour Options

ZDS22002WA – White



ZDM16301WA

ZDM16301SA

Compact outside but spacious inside, this efficient dishwasher is perfect for small households.

Compact outside but spacious inside, this efficient dishwasher is perfect for small households.

Specifications

- Automatic programme
- Time delay
- Capacity: 6 place settings
- Number of programmes: 5
- Residual drying
- 3 digit display
- Automatic 45-70°C wash
- Salt and rinse aid indicators
- Delay start
- Time remaining indicator

Colour Options

ZDM16301WA – White

Specifications

- Automatic programme
- Time delay
- Capacity: 6 place settings
- Number of programmes: 5
- Residual drying
- 3 digit display
- Automatic 45-70°C wash
- Salt and rinse aid indicators
- Delay start
- Time remaining indicator

Colour Options

ZDM16301SA – Silver

BUILT-IN CLEANING: DISHWASHERS

ZDT15006FA

12

A+AA

60  
CM

13L

49dB(A)

The unique Quick Wash programme is perfect for people on the go. It washes all the freshly soiled crockery from an evening meal for a family of four in just 30 minutes and with a temperature of 60°C, you still get an A rated wash performance. No need to compromise on quality for time.

Specifications

- Delay start option to finish dish wash at your most convenient time
- Capacity: 12 place settings
- Number of programmes: 5
- Number of temperatures: 4
- Auto half load
- Active Drying: Gives you a better drying result by condensing the steam, leaving your dishes sparkling clean and extra dry
- Economy 50°C
- Normal 65°C with pre-rinse
- Fixed plate rack
- Foldable cup shelves
- Rinse and hold
- Salt & rinse aid indicators
- 13 litres water consumption
- A+ class energy efficiency
- A class cleaning performance
- A class drying performance



ZDT13012FA

12

A+AA

60  
CM

11L

49dB(A)

The unique Quick Wash programme is perfect for people on the go. It washes all the freshly soiled crockery from an evening meal for a family of four in just 30 minutes and with a temperature of 60°C, you still get an A rated wash performance. No need to compromise on quality for time.

Specifications

- Active Drying: Gives you a better drying result by condensing the steam, leaving your dishes sparkling clean and extra dry
- Capacity: 12 place settings
- Number of programmes: 5
- Number of temperatures: 3
- Half load option
- Economy 50°C
- Normal 65°C with pre-rinse
- Fixed plate rack
- Rinse and hold
- Salt indicator
- 11 litres water consumption
- A class cleaning performance
- A class drying performance



BUILT-IN CLEANING: DISHWASHERS

ZDV12002FA

9

AAA

<45 CM>

9.5L

53dB(A)

At just 45cm in width, this super-slim dishwasher fits easily into most spaces, so even if room is limited, you can still avoid the washing up!

Specifications

- Quick wash programme gives an A-rated wash performance in just 30 minutes!
- Intensive programme 70°C - in just 89 minutes
- Capacity: 9 place settings
- Number of programmes: 5
- Number of temperatures: 3
- Economy 50°C
- Normal 65°C with pre-rinse
- Fixed plate rack
- Foldable cup shelves
- Rinse and hold

Colour Options

ZDS22002WA – White



For installation diagrams see page 165

ZDI12010XA

12

A+AA

<60 CM>

11L

51dB(A)

The unique Quick Wash programme is perfect for people on the go. It washes all the freshly soiled crockery from an evening meal for a family of four in just 30 minutes and with a temperature of 60°C, you still get an A rated wash performance. No need to compromise on quality for time.

Specifications



- Intensive programme 70°C - in just 89 minutes
- Simple to use controls
- Capacity: 12 place settings
- Number of programmes: 5
- Delay start: 3 hrs
- Active drying
- Economy 50°C
- Normal 65°C with pre-rinse
- Fixed plate rack
- Foldable cup shelves
- Rinse and hold



For installation diagrams see page 165







FREESTANDING CLEANING: DISHWASHERS

	60cm width dishwasher	60cm width dishwasher
		
	ZDF18001	ZDF14021
PROGRAMMES		
No. of programmes	5	5
No. of temperatures	4	4
Auto 45-70°C	•	•
Quick wash	•	•
Intensive	•	•
Eco 50°C with prewash	•	•
Normal 65°C		
Glass 40°C		
Rinse & hold	•	•
FEATURES		
LED display	•	•
Delay start	•	•
Auto off	•	•
Soft spikes	•	•
Easy grip basket handles	•	•
Salt refill indicator	•	•
Rinsed aid refill indicator	•	•
Height adjustable upper basket	•	•
Foldable plate rack	•	•
Drying type	Active	Active
Flood protection switch	•	•
PERFORMANCE		
Declared programme	Eco 50	Eco 50
Energy efficiency class	A++	A+
Energy efficiency index	55.4	62.8
Actual energy consumption (kWh)	256	290
Actual water consumption (litres)	2800	3080
Energy consumption (kWh)	0.91	1.03
Water consumption (litres)	10	11
Drying performance	A	A
Maximum noise level (dB(A) re 1pw)	48	50
Cleaning performance	A	A
Programme time (mins)	168	195
Stand-by power (W)	0.1	0.1
Off mode power (W)	0.1	0.1
Left-on mode power (W)	0.99	0.99
DIMENSIONS		
Product width/height/depth (mm)	600/850/610	600/850/610
Net weight (kg)	39.79	39.79
COLOUR		
White/Silver/Black / Stainless Steel	Stainless Steel	White



NOTES





All dishwashers have adjustable water softeners. All have height adjustable feet.

	60cm width dishwasher	60cm width dishwasher	45cm width dishwasher	compact dishwasher
				
	ZDF14003	ZDF14001	ZDS22002WA	ZDM16301
PROGRAMMES				
No. of programmes	5	5	5	5
No. of temperatures	4	4	3	5
Auto 45-70°C	•	•		•
Quick wash	•	•	•	•
Intensive	•	•	•	•
Eco 50°C with prewash	•	•	•	•
Normal 65°C			•	
Glass 40°C				•
Rinse & hold	•	•	•	
FEATURES				
LED display	•	•		•
Delay start	•	•	•	•
Auto off	•	•		
Soft spikes	•			
Easy grip basket handles	•	•		
Salt refill indicator	•	•	•	•
Rinsed aid refill indicator	•	•	•	•
Height adjustable upper basket	•	•	•	
Foldable plate rack				
Drying type	Active	Active	Active	Residual
Flood protection switch	•	•	•	•
PERFORMANCE				
Declared programme	Eco 50	Eco 50	Eco 50	Eco 55
Energy efficiency class	A+	A+	A	A
Energy efficiency index	62.8	62.8	70.6	67.8
Actual energy consumption (kWh)	290	290	250	188
Actual water consumption (litres)	3080	3080	2660	2100
Energy consumption (kWh)	1.03	1.03	0.88	0.64
Water consumption (litres)	11	11	9.5	7.5
Drying performance	A	A	A	B
Maximum noise level (dB(A) re 1pw)	50	49	52	48
Cleaning performance	A	A	A	A
Programme time (mins)	195	195	225	160
Stand-by power (W)	0.1	0.1	0.99	0.99
Off mode power (W)	0.1	0.1	0.5	0.1
Left-on mode power (W)	0.99	0.99	0.5	0.99
DIMENSIONS				
Product width/height/depth (mm)	600/850/610	600/850/610	446/850/605	545/447/480
Net weight (kg)	40.2	39.79	35	20.44
COLOUR				
White/Silver/Black / Stainless Steel	White	Silver / Black	White	White / Silver

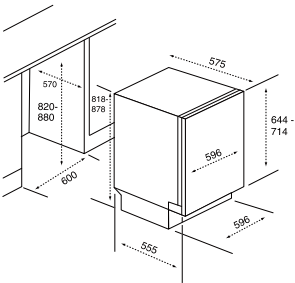
For more on the new Easy Features, visit [zanussi.co.uk](http://zanussi.co.uk)

BUILT-IN CLEANING: DISHWASHERS

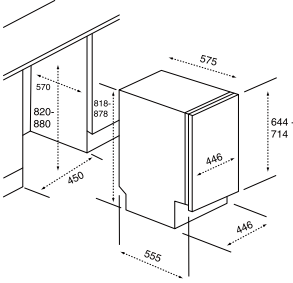
	Fully integrated	Fully integrated
		
	ZDT15006FA	ZDT13012FA
FEATURES		
Capacity (number of IEC place settings)	12	12
Electronic controls	•	•
LED programme progress indicator	•	•
End of programme alarm	•	•
Delay start	3/6/9/hr	3hr
Salt refill indicator	•	•
Rinse aid refill indicator	•	•
Half load option	•	•
Number of programmes	5	5
Number of temperature options	3	3
INTERIOR		
Upper basket height	Adjustable full load	Adjustable
Cup shelves	4 plastic	4 plastic
Lower basket plate racks	Fixed	Fixed
Cutlery basket	•	•
Automatic rinse aid dispenser / Automatic detergent dispenser	•/•	•/•
Drying	Active drying	Active drying
Stainless steel interior	•	•
INSTALLATION FEATURES		
Water pressure min / max bar	0.5 - 8.0	0.5 - 8.0
Water pressure min / max Mpa	0.05 - 0.8	0.05 - 0.8
Worktop steam protection	•	•
Top & side fixing brackets	•	•
Recessed plinth	•	•
Feet-3 (front adjustment block)	•	•
PERFORMANCE		
Declared Programme	ECO 50	ECO 50
Energy efficiency class	A+	A+
Energy efficiency index	62.3	62.8
Annual energy consumption kWh	288	290
Annual water consumption litres	3475	3080
Energy consumption kWh	1.01	1.02
Water consumption litres	12.4	11
Drying performance	A	A
Maximum noise level dB(A) re 1pw	49	49
Cleaning performance	A	A
Programme time mins	155	195
Stand-by power (W)	0.99	0.99
Off mode power (W)	0.1	0.1
Left-on mode power (W)	N/A	N/A
ELECTRIC CONNECTION		
Connected load KW / Fuse rating A	2.2/13	2.2/13
APPLIANCE DIMENSIONS		
Height / Width / Depth (mm)	818/596/555	818/596/555
BUILT-IN DIMENSIONS		
Height / Width / Depth (mm)	820-880/600/570	820-880/600/570
FURNITURE DOOR DIMENSIONS		
Height / width (mm)	645-720/596	645-720/596
Weight (kg)	2 - 10	2 - 10

	Semi integrated	Slim Width	Compact	Compact
				
	ZDI12010XA	ZDV12002FA	ZDM16301SA	ZDM16301WA
Capacity (number of IEC place settings)	12	9		
Electronic controls	•	•		
LED programme progress indicator	•	•	•	•
End of programme alarm		•		
Delay start	3hr		•	•
Salt refill indicator	•	•	•	•
Rinse aid refill indicator			•	•
Half load option				
Number of programmes	5	5	5	5
Number of temperature options	3	3	5	5
Upper basket height	Adjustable	Adjustable		
Cup shelves	4 plastic	1 wire + 2 plastic		
Lower basket plate racks	Fixed	Fixed		
Cutlery basket	•	•		
Automatic rinse aid dispenser / Automatic detergent dispenser	•/•	•/•		
Drying	Active drying	Active drying	Residual	Residual
Stainless steel interior	•	•		
Water pressure min / max bar	0.5 - 8.0	0.5 - 8.0		
Water pressure min / max Mpa	0.05 - 0.8	0.05 - 0.8		
Worktop steam protection	•	•		
Top & side fixing brackets	•	•		
Recessed plinth	•	•		
Feet-3 (front adjustment block)	•	•		
Declared Programme	ECO 50	ECO 50	ECO 55	ECO 55
Energy efficiency class	A+	A	A	A
Energy efficiency index	62.8	70.6	67.8	67.8
Annual energy consumption kWh	290	249	188	188
Annual water consumption litres	3080	2660	2100	2100
Energy consumption kWh	1.02	6.88	0.64	0.64
Water consumption litres	11	9.5	7.5	7.5
Drying performance	A	A	B	B
Maximum noise level dB(A) re 1pw	51	53	48	48
Cleaning performance	A	A	A	A
Programme time mins	195	195	160	160
Stand-by power (W)	.99	0.99	0.99	0.99
Off mode power (W)	0.1	0.5	0.1	0.1
Left-on mode power (W)	N/A	0.99	0.99	0.99
Connected load KW / Fuse rating A	2.2/13	2.2/13		
Height / Width / Depth (mm)	818/596/575	818/446/550	545/447/480	545/447/480
Height / Width / Depth (mm)	820-880/600/570	820-900/450/570		
Height / width (mm)	528-598/600	644-720/446		
Weight (kg)	2 - 10	1.5 - 6		

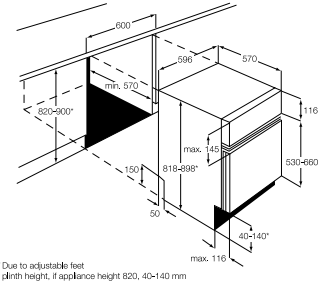
ZDT15006FA / ZDT13012FA



ZDI12002FA



ZDI12010XA



\* Due to adjustable feet plinth height, if appliance height 820, 40-140 mm plinth height, if appliance height 900, 100-200

Notes

- All models cold water fill
- 1) Energy consumption is stated in kWh per standard test cycle, using cold water fill. Actual consumption will depend on how the appliance is used.
- 2) Estimated annual consumption based on 220 washing cycles.
- 3) Models with an 'A' rated classification offer a higher performance than those with a 'G' rating.
- 4) Time taken for a standard test cycle, using cold water fill.



## EASY TIPS

Applying chalk on grease stains is a clever way to get rid of them.

Follow the #EasyTeam  
[easytips.tumblr.com](https://easytips.tumblr.com)



# EASY LAUNDRY

Press and go. Loaded with large capacity, easy and quick programmes to save you time, while consuming less resources.

- 1  **DOWNLOAD FREE LAYAR APP**
- 2  **SCAN PAGES WITH LAYAR LOGO**
- 3  **DISCOVER MORE**

Freestanding laundry	172
How they compare	184
Built-in laundry	190
How they compare	194

# A GUIDE TO OUR LAUNDRY ICONS

What do the Zanussi laundry appliances do and why? Here's your quick guide to our handy functions, safety features and energy ratings.



## FAST



### Spin Speed

Each 200rpm increase will reduce tumble drying time by 10 minutes.



### XXL Door

Choose a model with an extra large door for easy loading and unloading.



### Quick Wash

Reduce cycle times by up to 50% with the quick wash option.



### Mini 30' Programme

The Mini 30' programme is ideal for once worn clothes or clothes you need in a hurry; washing up to 13 items in 30 minutes at 30°C.



### AutoSense (Tumble Dryers)

Sensor drying programmes automatically stop when your clothes are dry, saving you time and money.



### Extra Rinse

An optional extra rinse phase ensures that no detergent is left behind in case of over dosing.



### Easy Iron Programme

The easy iron programme keeps the load moving and uses a cool down phase with cold water, to protect garments from developing permanent creases.



## HANDY



### Wash Capacity

Larger wash capacities let you wash more in one load, saving you time and money.



### Wash + Dry Capacity

With large wash to dry capacities, you can conveniently wash & dry continuously without having to remove clothes between washing and drying cycles.



### Finish At

Finish At is an intuitive delay start feature, that lets you decide when you want the cycle to end.



### Delay Start

Delay Start allows you to start the wash cycle when it suits you.



### Power Jet

A powerful water jet, located inside the detergent drawer, ensures that no detergent residue is left behind at the end of the wash cycle.



### Prewash

The Prewash option adds stain remover to the load prior to the main cycle, to help loosen dirt and tackle tough stains.



### Duvet Programme

Keep your duvet looking fresh and new with a dedicated duvet programme.

## WHAT TO LOOK OUT FOR...



**Fast.** Clever Zanussi features to get things done quicker.



**Handy.** The things you couldn't live without.



**Simple.** The touches that make Zanussi so easy to use.



**Smart.** Practical solutions from great Zanussi thinking.



## SIMPLE



### Wash Performance

With A-rated wash performance as standard, all of our washing machines can tackle the toughest loads.



### Spin Performance

The spin performance rating measures how well your machine removes excess water during the spin cycle.



### AquaFall

AquaFall delivers the water and detergent to the centre of the load quickly, to optimise detergent distribution.



### FlexiDose

The FlexiDose system ensures that liquid detergent that is placed in the detergent drawer doesn't enter the drum too early.



### Auto Off

Auto Off switches off your machine when the programme has finished, to minimise energy consumption.



### LCD Display

The stylish 3-digit LCD display provides you with real time information about the options selected and the progress of your wash.



### Mix 20° Programme

Mix cottons, synthetics and colours with the special 'Mix 20°' cool-wash programme.



## SMART



### Energy Rating

With energy ratings up to A+++, our washing machines are easy on the environment and easy on your wallet.



### Gentle Care Drum

Our soft-pattern, gentle care drum is gentle to delicates.



### Large Capacity Drum

Our large capacity machines, with an extra large drum, allow you to wash large loads with ease.



### AutoSense (Washing Machines)

AutoSense saves you time, and reduces energy and water consumption by automatically adjusting the cycle to suit the load.



### Inverter Motor

The powerful brushless inverter motor is quiet, durable, and can drive large loads at higher speeds, giving a powerful wash performance in shorter wash times.



### Heat Pump (Tumble Dryers)

Heat Pump tumble dryers recycle warm air to maximise energy efficiency.



### Wool/Handwash Programme

The Wool programme reduces drum rotation to ensure clothes are gently moved in the water to reduce stretching of delicate fabrics and woolens.




# FREESTANDING LAUNDRY MADE EASY

## JUST IN TIME

When do you want your laundry cycle to end? Simply use the Finish At feature and select anywhere from 3 - 20 hours, and it will be ready and waiting for you.



10<sup>KG</sup> = 

Some of our models have an extra large 10KG capacity, so you can fit up to 50 shirts in one go.

A<sup>+++</sup>

ENERGY  
EFFICIENT

Our top of the range washers have an A+++ energy rating, helping you limit your energy consumption and lower your bills.



INVERTER  
MOTOR

We've built durability into your machine and less maintenance with an Inverter motor. Great for quieter wash cycles, too.



## AUTOMATIC SAVING

Save time and reduce your energy and water consumption thanks to the AutoSense feature. It automatically adjusts the cycle time, and water and energy use to suit the size of the load.

## STAY-CLEAN DRAWER

The detergent dispenser is always clean, thanks to the high pressure water jets, which leave no sticky residues and prevent mould from forming.



## 30 MIN PROGRAMME

The quick and easy everyday program is automatically selected when you turn on the washing machine. So all you have to do to wash your clothes in 30 minutes at 30 degrees is press 'start' – and you're off!



## EASY LOADING

The generously sized XXL Door makes it easier and effortless to load and unload your laundry.



LAUNDRY

**ZWF01483WH**




Our large capacity machines, with an extra large drum, allow you to wash large loads with ease.

The powerful brushless inverter motor is quiet, durable, and can drive large loads at higher speeds, giving a powerful wash performance in shorter wash times.

**Specifications**

- 10kg load capacity
- 1400rpm spin speed
- A+++AB energy efficiency
- Large capacity drum
- Inverter motor
- AutoSense sensor technology
- Gentle care drum
- XXL door
- PowerJet technology
- Finsh At delay end technology



**ZWF91483WH**



Our large capacity machines, with an extra large drum, allow you to wash large loads with ease.


The powerful brushless inverter motor is quiet, durable, and can drive large loads at higher speeds, giving a powerful wash performance in shorter wash times.

**Specifications**

- 9kg load capacity
- 1400rpm spin speed
- A+++AB energy efficiency
- Large capacity drum
- Inverter motor
- AutoSense sensor technology
- Gentle care drum
- XXL door
- PowerJet technology
- Finsh At delay end technology



**ZWF81463WH**



AutoSense saves you time and reduces energy and water consumption by automatically adjusting the cycle to suit the load.

Our soft-pattern, gentle care drum is gentle to delicates.

**Specifications**

- 8kg load capacity
- 1400rpm spin speed
- A+++AB energy efficiency
- AutoSense sensor technology
- Gentle care drum
- XXL door
- PowerJet technology
- AquaFall wash system
- Duvet programme
- Finsh At delay end technology

FREESTANDING LAUNDRY: WASHING MACHINES



ZWH7160P



The FlexiDose system ensures that liquid detergent that is placed in the detergent drawer doesn't enter the drum too early.

Auto Off switches off your machine when the programme has finished, to minimise energy consumption.

Specifications

- 7kg load capacity
- 1600rpm spin speed
- A++AB energy efficiency
- FlexiDose detergent system
- Auto off
- Mini 30' programme
- Easy Iron programme
- Wool / Handwash programme
- Quick Wash option
- Delay start



ZWF14380G



The FlexiDose system ensures that liquid detergent that is placed in the detergent drawer doesn't enter the drum too early.

Auto Off switches off your machine when the programme has finished, to minimise energy consumption.

Specifications

- 7kg load capacity
- 1400rpm spin speed
- A+AB energy efficiency
- FlexiDose detergent system
- Auto off
- Mini 30' programme
- Easy Iron programme
- Wool / Handwash programme
- Quick Wash option
- Delay start



ZWH7148P



The FlexiDose system ensures that liquid detergent that is placed in the detergent drawer doesn't enter the drum too early.

Mix cottons, synthetics and colours with the special 'Mix 20°' cool-wash programme.

Specifications

- 7kg load capacity
- 1400rpm spin speed
- A++AB energy efficiency
- FlexiDose detergent system
- Mix 20° programme
- Mini 30' programme
- Easy Iron programme
- Wool / Handwash programme
- Quick Wash option
- Delay start



ZWH7120P



The FlexiDose system ensures that liquid detergent that is placed in the detergent drawer doesn't enter the drum too early.

Mix cottons, synthetics and colours with the special 'Mix 20°' cool-wash programme.

Specifications

- 7kg load capacity
- 1200rpm spin speed
- A++AB energy efficiency
- FlexiDose detergent system
- Mix 20° programme
- Mini 30' programme
- Easy Iron programme
- Wool / Handwash programme
- Quick Wash option
- Delay start



FREESTANDING LAUNDRY: WASHING MACHINES



ZWG7160P



The FlexiDose system ensures that liquid detergent that is placed in the detergent drawer doesn't enter the drum too early.

Mix cottons, synthetics and colours with the special 'Mix 20°' cool-wash programme.

Specifications

- 6kg load capacity
- 1600rpm spin speed
- A+AA energy efficiency
- FlexiDose detergent system
- Mix 20° programme
- Mini 30' programme
- Easy Iron programme
- Wool / Handwash programme
- Quick Wash option
- Delay start

ZWG6148K



The FlexiDose system ensures that liquid detergent that is placed in the detergent drawer doesn't enter the drum too early.

Mix cottons, synthetics and colours with the special 'Mix 20°' cool-wash programme.

Specifications

- 6kg load capacity
- 1400rpm spin speed
- A+AB energy efficiency
- FlexiDose detergent system
- Mix 20° programme
- Mini 30' programme
- Easy Iron programme
- Wool / Handwash programme
- Quick Wash option
- Delay start

ZWG71202K



The FlexiDose system ensures that liquid detergent that is placed in the detergent drawer doesn't enter the drum too early.

Mix cottons, synthetics and colours with the special 'Mix 20°' cool-wash programme.

Specifications

- 6kg load capacity
- 1200rpm spin speed
- A+AB energy efficiency
- FlexiDose detergent system
- Mix 20° programme
- Mini 30' programme
- Easy Iron programme
- Wool / Handwash programme
- Quick Wash option
- Delay start

ZWC1301



The Mini 30' programme is ideal for once worn clothes or clothes you need in a hurry; washing up to 13 items in 30 minutes at 30°C.

Specifications

- 3kg load capacity
- 1300rpm spin speed
- ABB energy efficiency
- Child lock
- Mini 30' programme
- Delicates programme
- Wool / Handwash programme
- Quick Wash option
- Delay start





ZKN7147J



The powerful brushless inverter motor is quiet, durable, and can drive large loads at higher speeds, giving a powerful wash performance in shorter wash times.

Sensor drying programmes automatically stop when your clothes are dry, saving you time and money.

Specifications

- 8kg wash capacity
- 6kg dry capacity
- 1400rpm spin speed
- AA energy efficiency
- AutoSense sensor technology
- Easy Iron programme
- Wool / Handwash programme
- Delay start
- Pre-wash option
- Quick Wash option



ZWD12270G1



The stylish 3-digit LCD display provides you with real time information about the options selected and the progress of your wash.

The Mini 30' programme is ideal for once worn clothes or clothes you need in a hurry; washing up to 13 items in 30 minutes at 30°C.

Specifications

- 6kg wash capacity
- 4kg dry capacity
- 1200rpm spin speed
- CA energy efficiency
- 3 digit LCD display
- Mini 30' programme
- Easy Iron programme
- Wool / Handwash programme
- Pre-wash option
- Quick Wash option
- Extra rinse option



ZKG7169



Sensor drying programmes automatically stop when your clothes are dry, saving you time and money.

The easy iron programme keeps the load moving and uses a cool down phase with cold water, to protect garments from developing permanent creases.

Specifications

- 6kg wash capacity
- 4kg dry capacity
- 1600rpm spin speed
- BA energy efficiency
- AutoSense sensor technology
- Easy Iron programme
- Wool / Handwash programme
- Delay start
- Pre-wash option
- Quick Wash option
- Extra rinse option



ZKG7145



Sensor drying programmes automatically stop when your clothes are dry, saving you time and money.

The easy iron programme keeps the load moving and uses a cool down phase with cold water, to protect garments from developing permanent creases.

Specifications

- 6kg wash capacity
- 4kg dry capacity
- 1400rpm spin speed
- CA energy efficiency
- AutoSense sensor technology
- Easy Iron programme
- Wool / Handwash programme
- Delay start
- Pre-wash option
- Quick Wash option
- Extra rinse option

**ZDH8333W**



Heat Pump tumble dryers recycle warm air to maximise energy efficiency. This means saving up to 50% in the energy used, compared to a standard dryer.

This tumble dryer has a 8kg capacity, for drying more in one go. That means fewer loads and less hassle.

**Specifications**

- Heat pump condenser
- 8kg load capacity
- A+ energy efficiency
- Heat Pump air system
- Sensor Drying
- Easy Iron programme
- Wool / Handwash programme
- Delay start



**ZDC8203W**



This tumble dryer has a 8kg capacity, for drying more in one go. That means fewer loads and less hassle.

The easy iron programme does most of the work for you by helping to reduce wrinkles in your clothes.

**Specifications**

- Condenser
- 8kg load capacity
- B energy efficiency
- Sensor Drying
- Easy Iron programme
- Wool / Handwash programme
- Auto-crease programme
- Delay start



**ZDC47201W**



This tumble dryer has a 8kg capacity, for drying more in one go. That means fewer loads and less hassle.

**Specifications**

- Condenser
- 7kg load capacity
- C energy efficiency
- Sensor Drying
- Reverse Tumbling
- Jeans programme
- Auto-crease programme
- Delay start



**ZDC37202W**



This tumble dryer has a 7kg capacity, for drying more in one go. That means fewer loads and less hassle.

This tumble dryer makes things easy – simply select the drying time, press start - and relax!

**Specifications**

- Condenser
- 7kg load capacity
- C energy efficiency
- Reverse Tumbling



**ZDEB47209W**



This tumble dryer has a 7kg capacity, for drying more in one go. That means fewer loads and less hassle.

This tumble dryer makes things easy – simply select the drying time, press start - and relax!

**Specifications**

- Vented
- 7kg load capacity
- C energy efficiency
- Sensor Drying
- Reverse Tumbling
- Easy Iron programme
- Jeans programme
- Auto-crease programme



**ZDE47201W**



This dryer has sensor drying options that switches off the machine when your clothes are ready saving you time and energy.

**Specifications**

- Vented
- 7kg load capacity
- C energy efficiency
- Reverse Tumbling



**TC180W**







The compact tumble dryer can be wall-mounted allowing you to put it where ever you want, letting you organise your home around you.

**Specifications**

- Condenser
- 3.4kg load capacity
- B energy efficiency
- Reverse Tumbling





## LAUNDRY: WASHING MACHINES

				
	ZWF01483WH	ZWF91483WH	ZWF81463WH	ZWH7160P
OVERVIEW				
Wash capacity (kg)	10	9	8	7
Spin speed (rpm)	1400	1400	1400	1600
Display	Round LCD Display	Round LCD Display	Round LCD Display	3-digit LCD display
Controls	Push buttons	Push buttons	Push buttons	Jog dial & push buttons
Colour	White	White	White	White
FEATURES				
Large Capacity Drum	•	•		
Inverter Motor	•	•		
AutoSense Washing	•	•	•	
Gentle Care Drum	•	•	•	
XXL Door	•	•	•	
PowerJet	•	•	•	
AquaFall	•	•	•	
FlexiDose	•	•	•	•
Auto Off	•	•	•	•
Child Lock	•	•	•	•
SPECIAL PROGRAMMES				
Duvet	•	•	•	
Mix 20°	•	•	•	•
Mini 30'	•	•	•	•
Easy Iron	•	•	•	•
Delicates	•	•	•	•
Wool / Handwash	•	•	•	•
PROGRAMME OPTIONS				
Quick Wash	•	•	•	•
Finish At	•	•	•	
Delay start	See Finish At	See Finish At	See Finish At	•
Temperature selection	•	•	•	•
Spin speed selection	•	•	•	•
Extra rinse	•	•	•	•
Intensive	•	•	•	
Prewash				
PERFORMANCE				
Energy efficiency class	A+++	A+++	A+++	A++
Wash performance	A	A	A	A
Spin drying efficiency label	B	B	B	A
Annual energy consumption (kWh)	232	211	190	193
Annual water consumption (litres)	11790	10390	9999	9994
Washing noise (dB(A) re 1pW)	54	54	58	60
Spinning noise (dB(A) re 1pW)	78	78	78	79
Residual humidity (%)	52	52	52	44
Stand-by power (W)	1.00	1.00	0.75	1.00
Off mode power (W)	0.48	0.48	0.48	0.65
Left-on Mode power (W)	0.48	0.48	0.48	0.65
Left-on mode duration (mins)	5	5	5	5
PROGRAMME PERFORMANCE*				
Load (kg)	10	9	8	7
Energy (kWh)	1.2	1.03	0.96	1.07
Water (litres)	57	49	52	54
Duration (mins)	238	220	244	236
DIMENSIONS				
Height (mm)	850	850	850	850
Width (mm)	600	600	600	600
Depth (mm) (cabinet only)	600	600	520	514
Depth (mm) (total)	660	660	576	556
Net Weight (kgs)	74.27	74.27	65.42	66.42




[illegible]







LAUNDRY: WASHER DRYERS

				
	ZKN7147J	ZWD12270G1	ZKG7169	ZKG7145
OVERVIEW				
Wash capacity (kg)	8	6	6	6
Dry Capacity (kg)	6	4	4	4
Spin speed (rpm)	1400	1200	1600	1400
Display	3-digit LCD display	3-digit LCD display	3-digit LCD display	3-digit LCD display
Controls	Jog dial & touch buttons	Jog dial & touch buttons	Jog dial & push buttons	Jog dial & push buttons
FEATURES				
JetSystem	•			
Inverter Motor	•			
AutoSense Drying	•		•	•
Child Lock	•	•	•	•
SPECIAL PROGRAMMES				
Mini 30'		•		
Sports Intensive	•	•		
Easy Iron	•	•	•	•
Cotton Economy	•	•	•	•
Delicates	•	•	•	•
Wool / Handwash	•	•	•	•
PROGRAMME OPTIONS				
Delay start	•		•	•
Prewash	•	•	•	•
Quick Wash	•	•	•	•
Drying Time	•	•	•	•
Drying Level	•		•	•
Spin speed selection	•	•	•	•
Temperature selection	•	•	•	•
Extra rinse	•	•	•	•
PERFORMANCE				
Energy efficiency class	A	C	B	C
Wash performance	A	A	A	A
Energy consumption (wash/dry) (kWh)	5.44	5.5	4.85	5.3
Energy consumption (wash only) (kWh)	1.05	1.02	1.02	1.02
Water consumption (wash/dry) (litres)	103	113	89	92
Residual humidity (%)	43	53	44	52
Washing noise (dB(A) re 1pW)	55	56	56	56
Spinning noise (dB(A) re 1pW)	79	77	79	79
Drying noise (dB(A) re 1pW)	62	62	62	62
Stand-by power (W)	1.9	1.9	1.9	1.9
Off mode power (W)	0.1	0.1	0.1	0.1
PROGRAMME PERFORMANCE*				
Load (kg)	8	6	6	6
Energy (kWh)	1.05	1.02	1.02	1.02
Water (litres)	57	54	46	46
Duration (mins)	190	155	150	150
DIMENSIONS				
Height (mm)	850	850	850	850
Width (mm)	600	600	600	600
Depth (mm) (cabinet only)	600	600	580	580
Depth (mm) (total)	641	626	626	626
Net Weight (kgs)	80.69	70.8	71.8	71.8

LAUNDRY: TUMBLE DRYERS

			
	ZDH8333W	ZDC8203W	ZDC47201W
OVERVIEW			
Dry capacity (kg)	8	8	7
Drying Technology	Heat pump condenser	Condenser	Condenser
Display	Round LCD Display	Round LCD Display	
Controls	Push buttons	Push buttons	Jog dial & push buttons
FEATURES			
Heat Pump	•		
Woolmark Apparel Care	•	•	
Easy Clean Filter	•	•	
AutoSense Drying	•	•	•
Time Drying	•	•	•
Door Design	Round Glass	Round Glass	Square Plastic
Reversible Door	Yes (4 positions)	Yes (4 positions)	Yes
Reverse Tumbling	•	•	•
SPECIAL PROGRAMMES			
Cottons - cupboard dry	•	•	•
Cottons - extra dry	•	•	•
Cottons - iron dry	•	•	•
Synthetics - cupboard dry	•	•	•
Synthetics - extra dry	•	•	•
Synthetics - iron dry	•	•	•
Duvet	•	•	
Easy Iron	•	•	
Jeans			•
Wool	•	•	
Delicates			•
PROGRAMME OPTIONS			
Anti-crease	•	•	•
Delay start	•	•	•
Buzzer (on/off)			•
PERFORMANCE			
Energy efficiency class	A+	B	C
Condensation efficiency class	B	A	A
Annual energy consumption (kWh)	308	560	557
Noise (dB(A) re 1pW)	66	64	64
Cycle Duration (mins)	135	102	110
Stand-by power (W)	1.9	1.9	1.9
Off mode power (W)	0.1	0.1	0.1
Left-on Mode power (W)	0.44	0.55	0
Left-on mode duration (mins)	10	10	0
DIMENSIONS			
Height (mm)	850	850	850
Width (mm)	600	600	600
Depth (mm) (cabinet only)	600	600	600
Depth (mm) (total)	630	630	630
Net Weight (kgs)	59.46	43.46	37.96

LAUNDRY: TUMBLE DRYERS

				
	ZDC37202W	ZDEB47209W	ZDE47201W	TC180W
OVERVIEW				
Dry capacity (kg)	7	7	7	3.4
Drying Technology	Condenser	Vented	Vented	Compact Condenser
Display				
Controls	Jog dial & push buttons	Jog dial & push buttons	Jog dial & push buttons	Jog dial & push buttons
FEATURES				
Heat Pump				
Woolmark Apparel Care				
Easy Clean Filter				
AutoSense Drying		•		
Time Drying	•	•	•	•
Door Design	Square Plastic	Square Plastic	Square Plastic	Square Plastic
Reversible Door	Yes	Yes	Yes	
Reverse Tumbling	•	•	•	•
SPECIAL PROGRAMMES				
Cottons - cupboard dry		•		
Cottons - extra dry		•		
Cottons - iron dry		•		
Synthetics - cupboard dry		•		
Synthetics - extra dry		•		
Synthetics - iron dry		•		
Duvet				
Easy Iron		•		
Jeans		•		
Wool				
Delicates	•	•	•	•
PROGRAMME OPTIONS				
Anti-crease		•		
Delay start				
Buzzer (on/off)		•		
PERFORMANCE				
Energy efficiency class	C	C	C	C
Condensation efficiency class	A			B
Annual energy consumption (kWh)	552	512	512	358
Noise (dB(A) re 1pW)	64	64	64	65
Cycle Duration (mins)	112	96	96	85
Stand-by power (W)	1.9	1.9	1.9	1.9
Off mode power (W)	0.1	0.1	0.1	0.1
Left-on Mode power (W)	0	0.7	0.7	
Left-on mode duration (mins)	0	10	10	
DIMENSIONS				
Height (mm)	850	850	850	686
Width (mm)	600	600	600	595
Depth (mm) (cabinet only)	600	600	600	420
Depth (mm) (total)	630	630	630	460
Net Weight (kgs)	35.96	30.46	29.46	32.5



# BUILT-IN LAUNDRY MADE EASY



## LARGE CAPACITY

Some of our built-in machines have an extra-large capacity drum of 7kg. That rivals any freestanding appliance out there.

## WASHER DRYERS

Is there a washer-dryer that can clean a large load? Yes, our space-saving model is a standard built-in size, but can wash 7kg loads and also dry items weighing up to 4kg.



## 30 MIN PROGRAMME

What about an outfit needed in a hurry? Our 30-minute programme refreshes up to thirteen lightly worn items in just half an hour, at 30°C.



## QUICK WASH

You can cut laundry time in by up to 50% with our quick wash program, whether you're cleaning cottons, synthetics or delicates.



## EASY IRON

By keeping your wash load moving and using a cool down phase with cold water, this programme protects delicates and synthetic fabrics from developing permanent creases.

BUILT-IN LAUNDRY: **WASHING MACHINE**

**ZWI71201WA**



Best in class energy efficiency of A++ which is 20% more energy efficient than an A class machine, helping you save more money.

**Specifications**

- 7kg load capacity
- 1200rpm spin speed
- AB energy efficiency
- 3-digit LCD display
- Mini 30 programme
- Easy iron programme
- Wool/Handwash programme
- Quick Wash option
- Delay start
- Prewash option



For installation diagrams see page 195

BUILT-IN LAUNDRY: **WASHER DRYER**

**ZWT71201WA**



Built-in washer dryer for washing and drying with one appliance. The easy iron programme does most of the work for you by helping keep your clothes wrinkle-free.

**Specifications**

- 7kg wash capacity
- 4kg dry capacity
- 1200rpm spin speed
- CA energy efficiency
- 3-digit LCD display
- Easy iron programme
- Wool/Handwash programme
- Delay start
- Prewash option
- Extra Rinse option



For installation diagrams see page 195



BUILT-IN LAUNDRY: WASHING MACHINE AND WASHER DRYER



ZWI71201WA

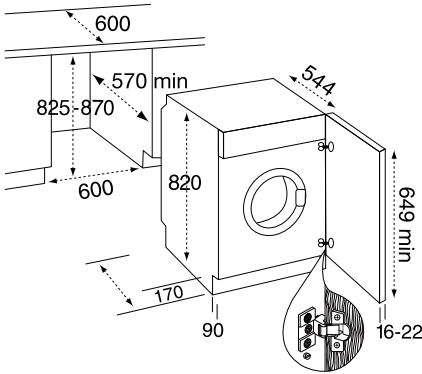
OVERVIEW	
Wash capacity (kg)	7
Spin speed (rpm)	1200
Display	3-digit LCD display
Controls	Jog dial & push buttons
Colour	White
FEATURES	
Child Lock	•
SPECIAL PROGRAMMES	
Mini 30'	•
Easy Iron	•
Wool / Handwash	•
PROGRAMME OPTIONS	
Quick Wash	•
Delay start	•
Temperature selection	•
Spin speed selection	•
Extra rinse	•
Prewash	•
PERFORMANCE	
Energy efficiency class	A++
Wash performance	A
Spin drying efficiency label	B
Annual energy consumption (kWh)	190
Annual water consumption (litres)	10469
Washing noise (dB(A) re 1pW)	56
Spinning noise (dB(A) re 1pW)	72
Residual humidity (%)	52
Stand-by power (W)	1.9
Off mode power (W)	0.1
Left-on Mode power (W)	0.98
Left-on mode duration (mins)	5
PROGRAMME PERFORMANCE*	
Load (kg)	7
Energy (kWh)	1.01
Water (litres)	52
Duration (mins)	180
DIMENSIONS	
Height (mm)	820
Width (mm)	596
Depth (mm) (cabinet only)	544
Depth (mm) (total)	
Net Weight (kgs)	60.39



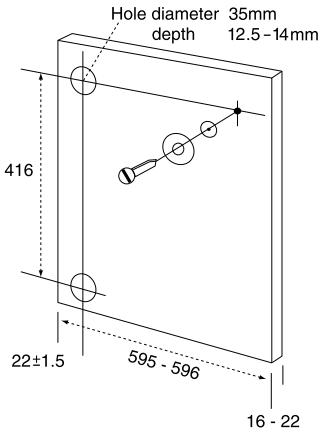
ZWT71201WA

OVERVIEW	
Wash capacity (kg)	7
Dry Capacity (kg)	4
Spin speed (rpm)	1200
Display	3-digit LCD display
Controls	Jog dial & touch buttons
FEATURES	
Child Lock	¾
SPECIAL PROGRAMMES	
Easy Iron	¾
Delicates	¾
Wool / Handwash	¾
PROGRAMME OPTIONS	
Delay start	¾
Prewash	¾
Drying Time	¾
Spin speed selection	¾
Temperature selection	¾
Extra rinse	¾
PERFORMANCE	
Performance	
Energy efficiency class	C
Wash performance	A
Energy consumption (wash/dry) (kWh)	6.51
Energy consumption (wash only) (kWh)	1.05
Water consumption (wash/dry) (litres)	125
Residual humidity (%)	54
Washing noise (dB(A) re 1pW)	56
Spinning noise (dB(A) re 1pW)	72
Drying noise (dB(A) re 1pW)	62
Stand-by power (W)	1.9
Off mode power (W)	0.1
PROGRAMME PERFORMANCE*	
Load (kg)	7
Energy (kWh)	1.05
Water (litres)	49
Duration (mins)	180
DIMENSIONS	
Height (mm)	820
Width (mm)	596
Depth (mm) (cabinet only)	544
Net Weight (kgs)	68.39
Net Weight (kgs)	60.39

ZWI71201WA / ZW171401WA /  
ZWT71401WA / ZWT71201WA



ZWI71201WA / ZW171401WA /  
ZWT71401WA / ZWT71201WA



NOTES

- \* PD10 kit for 50mm extra height - optional extra
- 1) Models with an 'A' rated classification offer a higher performance than those with a 'G' rating
- 2) Based on standard test results for 60°C cotton cycle
- 3) Based on standard test results for 60°C cotton cycle and 'dry cotton' drying cycle
- 4) Average annual consumption for a 4 person household based on 200 standard 60°C cotton cycles, never using the dryer
- 5) Average annual consumption for a 4 person household based on 200 standard 60°C cotton cycles, always using the dryer

\*Programme Performance = Standard Cotton 60°C, full load.

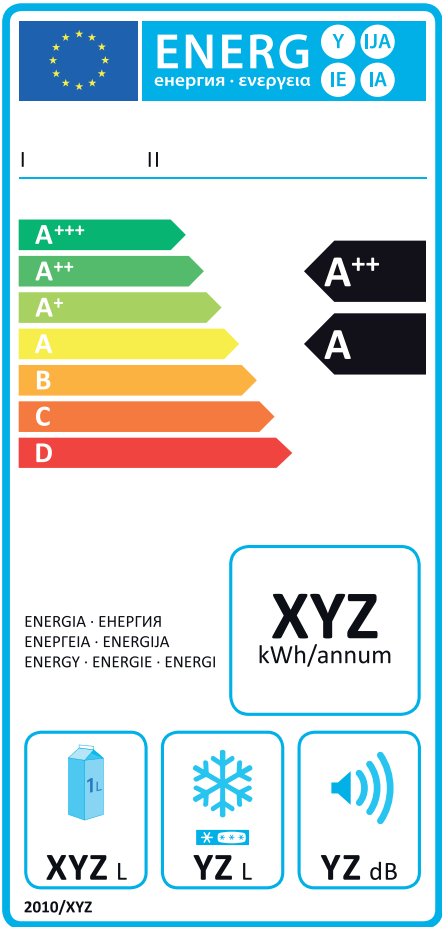
ENERGY: EFFICIENCY

EU ENERGY EFFICIENCY INFORMATION

This scheme, which covers refrigerators, freezers, washing machines, tumble dryers, dishwashers and electric ovens is designed to offer consumers a standardised method of choosing the most energy efficient appliances. For refrigerators and freezers, as well as stating the energy efficiency class (A+++ - most efficient, 'D' - least efficient) the label also gives the annual electricity consumption (i.e. running cost) freezing capacity, noise level and the usable storage capacity.

For dishwashers the label states energy efficiency, water consumption, drying level, place settings and noise level.

For electric ovens the label also states the energy consumption (in kWh) and the usable volume of the oven. If the oven is a double oven it will carry this information for both ovens.



Example of refrigeration energy label.



Example of dishwasher energy label.

AFTER SALES: SUPPORT

SERVICE FORCE NETWORK

Telephone (08445) 616 616  
www.serviceforce.co.uk

RESPONSIVE CUSTOMER CARE/ AFTER SALES SERVICE

Once you've bought a Zanussi appliance you're safe in the knowledge that in the unlikely event of a fault occurring you can rely on our commitment to look after your appliance throughout its working life. Our network of fully trained service engineers are available nationwide and our complete care service is one of the most extensive and reliable available.

12 MONTHS PARTS AND LABOUR GUARANTEE

In the unlikely event of any repairs being required in the first year, we will carry them out free of charge.

In addition, any repairs carried out after the guarantee period are covered by their own 12 month guarantee, parts only.\*

\*Guarantee conditions provided on request.

RAPID SERVICE

If you call us out under the 12 month guarantee, we endeavour to fix the appliance within seven working days of our first call.

LOCAL SERVICE NATIONWIDE

Backed by the extensive range of spare parts held by our central warehouse, the Service Force Network will endeavour to repair your product in your home within 72 hours of receipt of the original call.\*

\*Excludes Saturdays, Sundays and Bank holidays, and may not be available in rural or outlying areas

SERVICE BY APPOINTMENT

To allow you to plan your day we can offer an appointment within a 3 hour time period, when the call is booked two days in advance.\*

We can also provide service outside of office hours and Saturday mornings.\*\*

\*Please note. The service pledge does not apply in the Republic of Ireland. \*\*A small extra charge is payable for this service.

SERVICE FORCE

Electrolux

MARKETING POLICY

The policy of Zanussi is one of continued improvement. We therefore reserve the right to alter or amend product ranges, specifications and dimensions without notice.


All specifications/dimensions including installation dimensions should be checked with the appropriate instruction manual before use or installation. If in doubt, contact your local Zanussi stockist who regularly receives up to date product information from our marketing department. E&OE.

ZANUSSI IS PART OF THE ELECTROLUX GROUP - THE THOUGHTFUL DESIGN INNOVATOR

Do you remember the last time you opened a gift that made you say 'Oh how did you know? That's exactly what I wanted!' That's the kind of feeling that the designers at Electrolux seek to evoke in everyone who chooses or uses one of our products. We devote time, knowledge, and a great deal of thought to anticipating and creating the kind of appliances that our customers really need and want.

This kind of thoughtful care means innovation with insight. Not design for design's sake, but design for the user's sake.

For us, thoughtful design means making appliances easier to use and tasks more enjoyable to perform, freeing our customers to experience that ultimate 21st century luxury, ease of mind. Our aim is to make this ease of mind more available to more people in more parts of their everyday lives, all over the world. So when we say we're thinking of you, you know that we mean just that.



Share more of our thinking at  
[www.electrolux.com](http://www.electrolux.com)

## EASY TIP

Follow #EasyTeam on Facebook and Twitter for tips to make your life easier.



Follow the #EasyTeam  
[easytips.tumblr.com](https://www.tumblr.com/easytips)

Electrolux Major Appliances  
Addington Way, Luton  
Bedfordshire LU4 9QQ  
Telephone: 08445 612 612  
Registered in England No. 2331516

Electrolux Ireland  
Long Mile Road  
Dublin 12  
Telephone: 00 35 3140 90750  
Registered in Ireland No. 9118

### More information? Easy.

For everything you need to know about the range from Zanussi, simply take a look at our website:

**[www.zanussi.co.uk](http://www.zanussi.co.uk)**

Dealer stamp

# ZANUSSI

